

# **GPIB Command Syntax**

**for**

**E1963A W-CDMA/HSDPA Mobile Test Application Revision A.10**

**E6703C W-CDMA/HSDPA Lab Application Revision C.04**

**E6703D W-CDMA/HSDPA Lab Application Revision D.01**

**E6703T Special High Data Rate W-CDMA/HSDPA Lab Application  
Revision T.01**

1000-1930

Print Date: December 2006

**[www.agilent.com/find/E1963A](http://www.agilent.com/find/E1963A)**

**[www.agilent.com/find/E6703C](http://www.agilent.com/find/E6703C)**

**[www.agilent.com/find/E6703D](http://www.agilent.com/find/E6703D)**

**[www.agilent.com/find/E6703T](http://www.agilent.com/find/E6703T)**



**Agilent Technologies**

**NOTE:** *This guide is applicable to the E6703T, however there are a few exceptions which can be found in the online user's guide available at <http://wireless.agilent.com/rfcomms/refdocs/wcdma/default.php>*

---

## **Notice**

Information contained in this document is subject to change without notice.

All Rights Reserved. Reproduction, adaptation, or translation without prior written permission is prohibited, except as allowed under the copyright laws.

This material may be reproduced by or for the U.S. Government pursuant to the Copyright License under the clause at DFARS 52.227-7013 (APR 1988).

Agilent Technologies, Inc.  
Learning Products Department  
24001 E. Mission  
Liberty Lake, WA 99019-9599  
U.S.A.

---

## Contents

Diagram Conventions	7
ABORt	10
AFGenerator	12
CALCulate:SMONitor	13
CALibration	14
CALL:AREStriction	14
CALL:AICHannel	15
CALL:ATTFlag	15
CALL:AWGNoise	15
CALL:BARBitrator	16
CALL:BCCHannel	17
CALL:CCPChannel	23
CALL:CELL2:CCPChannel	23
CALL:CELL2:CLPControl	24
CALL:CELL2:CPIChannel	24
CALL:CELL2:DPCHannel	24
CALL:CELL2:OCNSource	24
CALL:CELL2:POWer	25
CALL:CELL2:SCODE	25
CALL:CELL2:TOFFset	25
CALL:CHANnel	25
CALL:CLPControl	26
CALL:COMPressed	27
CALL:CONNected	31
CALL:CONTRol	37
CALL:COUNt	37
CALL:COUNt:DTMonitor	38
CALL:CPIChannel	39
CALL:CPNumber	39
CALL:CVALue	40
CALL:CTCHannel	40
CALL:DATA:PING	41
CALL:DPCHannel	42
CALL:DRX	46
CALL:DTCHannel	46
CALL:END	46
CALL:FDDTest	47
CALL:HANDoff	55
CALL:HSDPa	57
CALL:HSSCchannel	62
CALL:IDENTity	62
CALL:LACode	62

---

## Contents

CALL:MCCode	.63
CALL:MNCCode	.64
CALL:MS:DNSServer	.64
CALL:MS:IP:ADDRess	.65
CALL:MS:LOOPback	.65
CALL:MS:POWer	.65
CALL:MS:REPorted	.66
CALL:NMOPeration	.70
CALL:OCNSource	.70
CALL:OPERating	.70
CALL:ORIGinate	.70
CALL:PAGing	.71
CALL:PCTPower	.71
CALL:PICHannel	.72
CALL:PLOGging	.72
CALL:POWer	.73
CALL:PSDomain	.73
CALL:RACode	.73
CALL:RBSetup	.73
CALL:RESelection	.74
CALL:RFGenerator	.74
CALL:RLC	.74
CALL:SCODE	.74
CALL:SECurity	.75
CALL:SERVice	.76
CALL:SETup	.78
CALL:SHANdoff	.82
CALL:SMService	.85
CALL:SRBearer	.90
CALL:STATus	.91
CALL:SYSTem	.97
CALL:TMSI	.97
CALL:TOTal:POWer	.97
CALL:TRIGger	.97
CALL:UINTerferenc	.97
CALL:UPLink	.98
CALL:VIDeo	.100
CALL:WAVeform	.101
DISPlay	.101
FETCh:AFANalyzer	.102
FETCh:CFDTune	.104
FETCh:FSTability	.104

---

## Contents

FETCh:HBLerror	105
FETCh:SAUDio	106
FETCh:SMONitor	108
FETCh:WACLeakage	108
FETCh:WBERror	109
FETCh:WBLerror	109
FETCh:WCDomain	110
FETCh:WCPower	112
FETCh:WCTFormat	113
FETCh:WDPAnalysis	115
FETCh:WILPower	116
FETCh:WIQTuning	117
FETCh:WOBWidth	119
FETCh:WOOPower	120
FETCh:WPDison	121
FETCh:WPPAnalysis	122
FETCh:WSEMask	123
FETCh:WTDPower	124
FETCh:WTPower	124
FETCh:WWQuality	125
INITiate	128
READ	133
RFANalyzer	136
RFGenerator:OUTPut	136
SETup:CONTinuous	136
SETup:AFANalyzer	137
SETup:CFDTune	139
SETup:FSTability	141
SETup:HBLerror	142
SETup:SAUDio	143
SETup:SMONitor	145
SETup:WACLeakage	148
SETup:WBERror	150
SETup:WBLerror	151
SETup:WCDomain	152
SETup:WCPower	153
SETup:WCTFormat	155
SETup:WDPAnalysis	156
SETup:WILPower	158
SETup:WIQTuning	162
SETup:WOBWidth	164
SETup:WOOPower	165

---

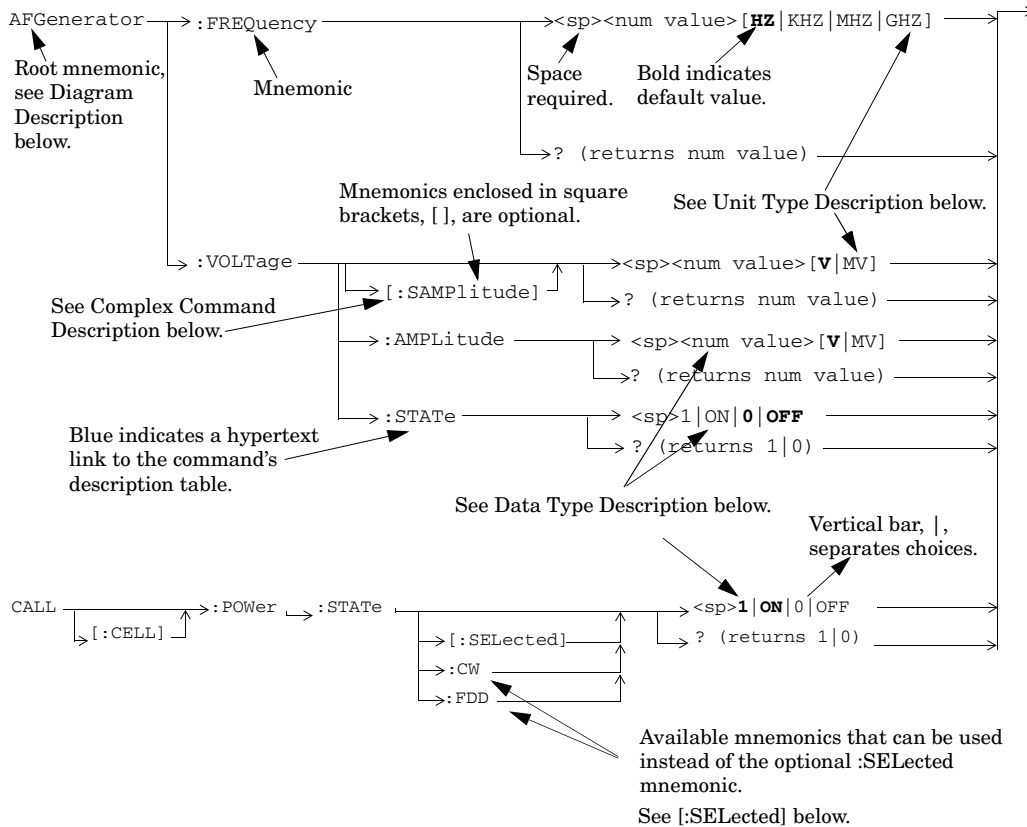
## Contents

SETup:WOOSynch	166
SETup:WDiscon	167
SETup:WPPAnalysis	169
SETup:WSEMask	169
SETup:WTDPower	171
SETup:WTPower	172
SETup:WWQuality	173
STATus:OPERation	175
STATus:PRESet	175
STATus:QUEStionable	176
Status Byte Register	176
Standard Event Status Register	176
SYSTem:APPLication	178
SYSTem:AUDio	179
SYSTem:BEEPer	179
SYSTem:COMMunicate	179
SYSTem:CONFiGure	180
SYSTem:CORRection	180
SYSTem:CURREnt:TA	180
SYSTem:DATE	180
SYSTem:ERRor?	181
SYSTem:FATal	181
SYSTem:INSTrument	181
SYSTem:MEASurement:RESet	181
SYSTem:PRESet	181
SYSTem:REGister	181
SYSTem:ROSCillator	182
SYSTem:STATus	182
SYSTem:SYNChronized	183
SYSTem:TIME	183
SYSTem:TZONE	183
SYSTem:UTC	183
IEEE 488.2 Common Commands	184

## GPIB Syntax for E1963A and E6703C/D/T

### Diagram Conventions

#### Description



#### Diagram Description

Mnemonics are connected by lines. Each line can be followed in only one direction, as indicated by the arrow at the end of the line. Any combination of mnemonics that can be generated by starting at the root mnemonic and following the line in the direction of the arrow is syntactically correct.

## GPIB Syntax for E1963A and E6703C/D/T

The uppercase letters of a mnemonic represent the short form of the mnemonic, whereas the long form of a mnemonic is the short form followed by the lowercase letters. The test set accepts either the long form or the short form of the mnemonic. The mnemonics that are inside square brackets are optional. That is, a command operates the same whether or not the mnemonic in square brackets is used in the command.

The drawings show the proper use of spaces. Where spaces are required they are indicated by <sp>, otherwise no spaces are allowed between mnemonics.

### Complex Command Description

Complex commands are valuable because they set the state of the parameter and a value for that parameter. For example, the command in the above figure that contains the mnemonic [:SAMplitude] is a complex command because sets the state to ON as well as the amplitude. You can use parameters such as amplitude, frequency, gain, number, time, and value as a complex command. Refer to the specific command for the parameter that applies.

### Data Type Description

num value	Integer, float or scientific values. For example, CALL:POWer -55.5 CALL:POWer -5.55E+001 CALL:CHANnel 525
string	Characters. The string will often need to be enclosed in single or double quotes, depending upon your programming environment. For example, CALL:UPLink:PRACHannel:ASUBchannels '111111111111' The string returned by the test set is enclosed by double quotes.
choice1   choice2   choice3	Specific character choices. For example, CALL:OPERating:MODE D2KTest SYSTem:COMMunicate:GPIB:DEBug ON

### Unit Type Description

Some commands have optional units of measurement. These are displayed in square brackets. If no units are specified in the command then the default unit in bold font is used. The test set accepts the specified unit either with or without a space inserted between the <num value> and the unit (for example, both 10S and 10 S are valid). The following table summarizes the units available.

Description	Optional Units	Example
-------------	----------------	---------



**GPIO Syntax for E1963A and E6703C/D/T**

Amplitude (linear)	<b>V</b>   MV	To set the spectrum monitor's timeout interval to 20 seconds, use any of the following formats: SETup:SMONitor:TIMEout:TIME 20 SETup:SMONitor:TIMEout:TIME 20S SETup:SMONitor:TIMEout:TIME 20 S
Power (logarithmic)	<b>DBM</b>   DBW	
Level (relative)	<b>DB</b>	
Frequency	<b>HZ</b>   KHZ   MHZ   GHZ	
Time	<b>S</b>   MS   US   NS	
Percentage	<b>PCT</b>	


**[[:SElected] Mnemonic**

The [[:SElected] Mnemonic is an optional mnemonic that implies a current selection on the test set. Often there are other mnemonics that can be used in place of the [[:SElected] mnemonic to configure a setting that is not the currently selected configuration on the test set. The mnemonics that can replace the [[:SElected] mnemonic are listed in parentheses separated by vertical bars ( | ) in the description table title. An example of a command that contains the [[:SElected] mnemonic is shown in the following table.

CALL[:CELL]:POWer:AMPLitude[:SElected]		Available mnemonics that can be use instead of the optional [[:SElected] mnemonic.
CALL[:CELL]:POWer:AMPLitude:(CWIFDD) ←		
Function	Sets/queries the desired cell power level. (See "Cell Pow information about desired versus current power levels.)  The optional [[:SElected] keyword in this command spec queried applies to the current system type (see "CALL[:C settings for the CW operating mode are independent of operating modes.	
Setting	Range: (This is the range of settings accepted, see "Cell I Ranges" for the actual hardware range of the source <ul style="list-style-type: none"> <li>FDD: -165 dBm/3.84MHz to +37 dBm/3.84MHz</li> <li>CW: -177 dBm to +40 dBm</li> </ul>	

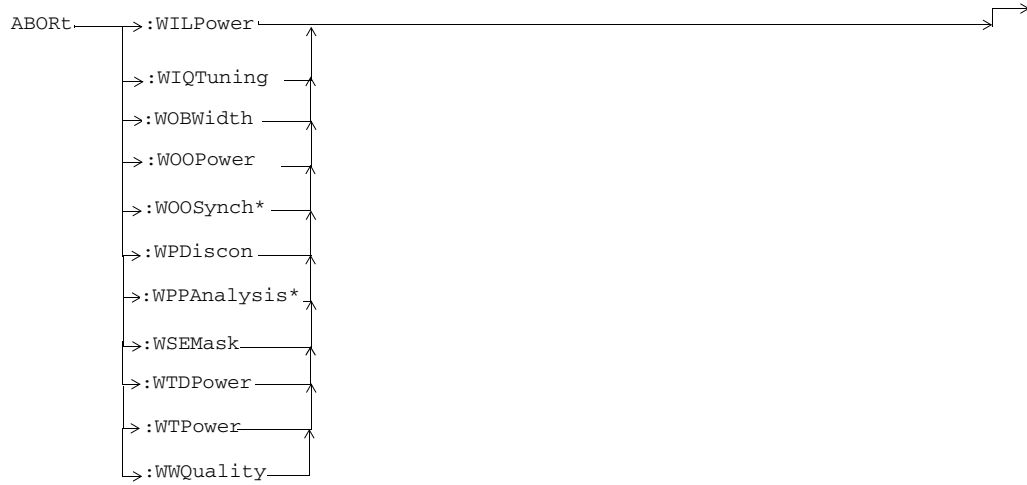
**GPIB Syntax for E1963A and E6703C/D/T**

**ABORt**



\* Only applicable to the lab application.

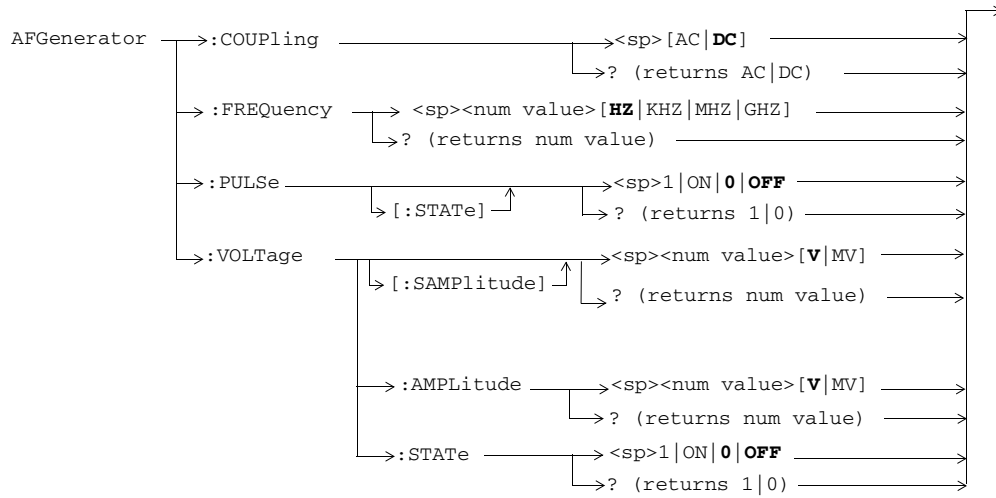
# Only applicable to the lab application or feature-licensed test application.



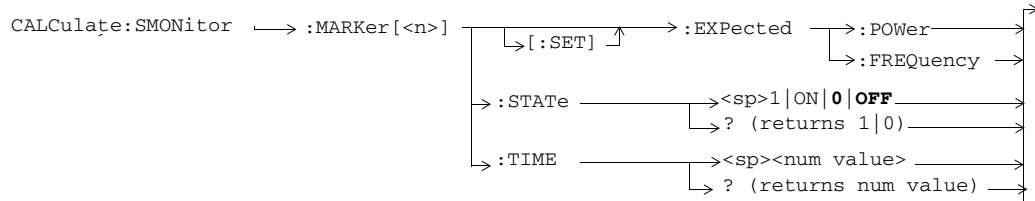
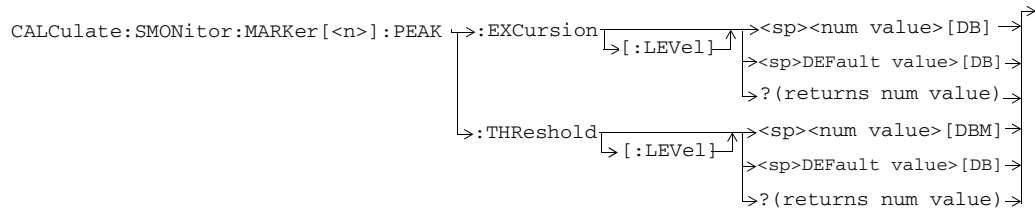
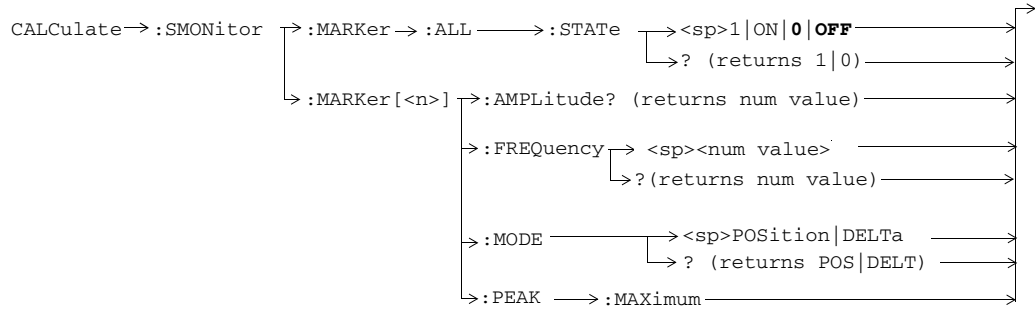
\* This command is only applicable to the lab application.

**GPIB Syntax for E1963A and E6703C/D/T**

**AFGenerator**

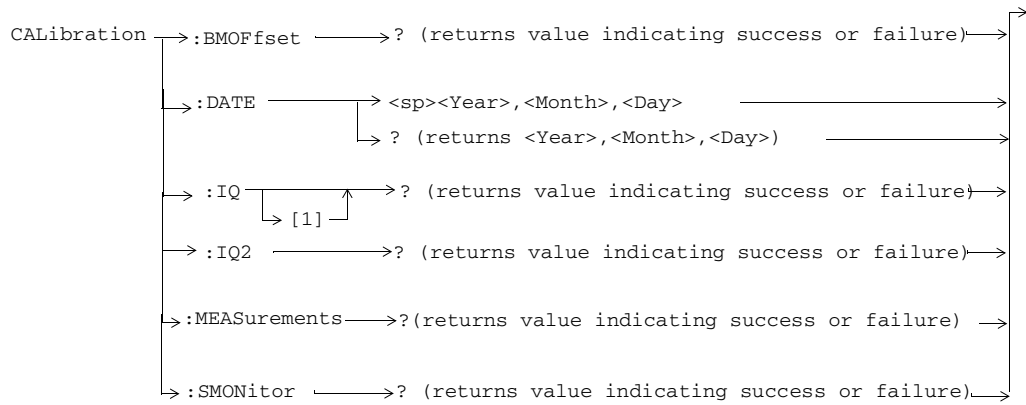


**CALCulate:SMONitor**

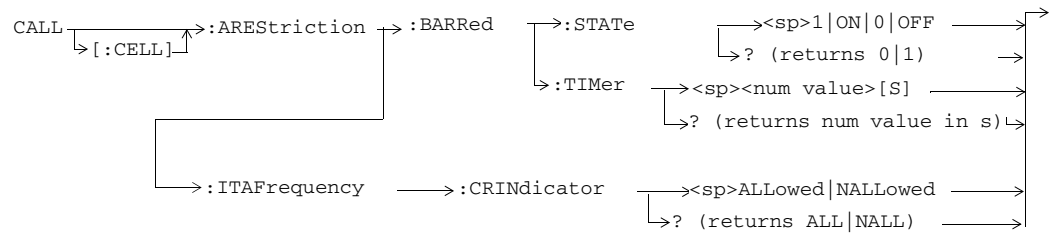


**GPiB Syntax for E1963A and E6703C/D/T**

**CALibration**

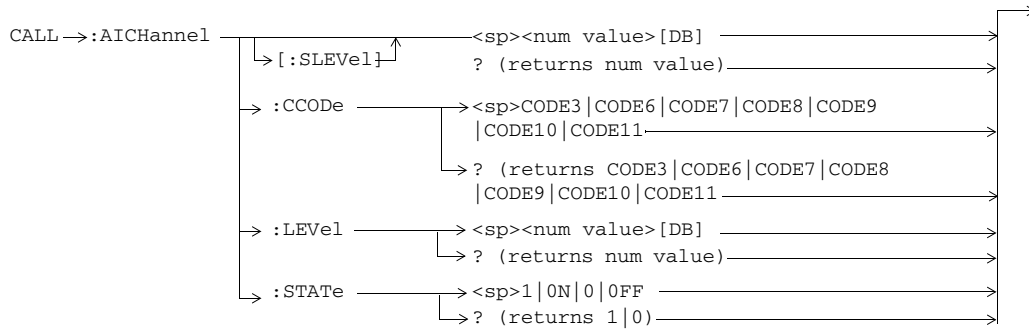


**CALL:AREstriction**




All commands in this diagram are only applicable to the lab application.

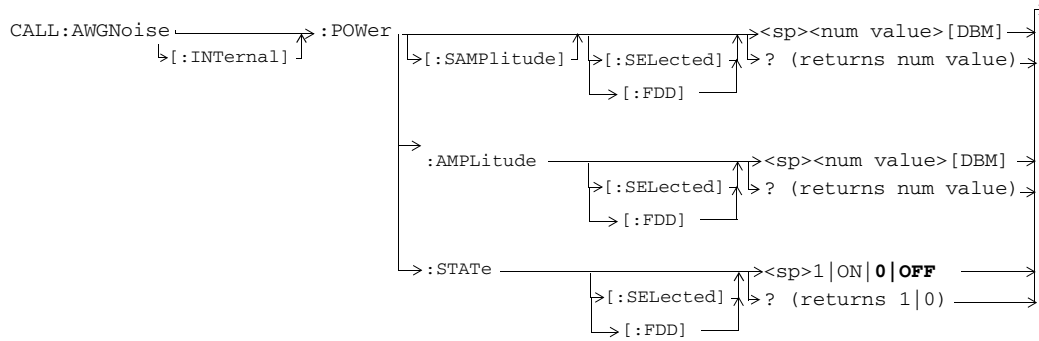
**CALL:AICHannel**



**CALL:ATTFlag**



**CALL:AWGNoise**



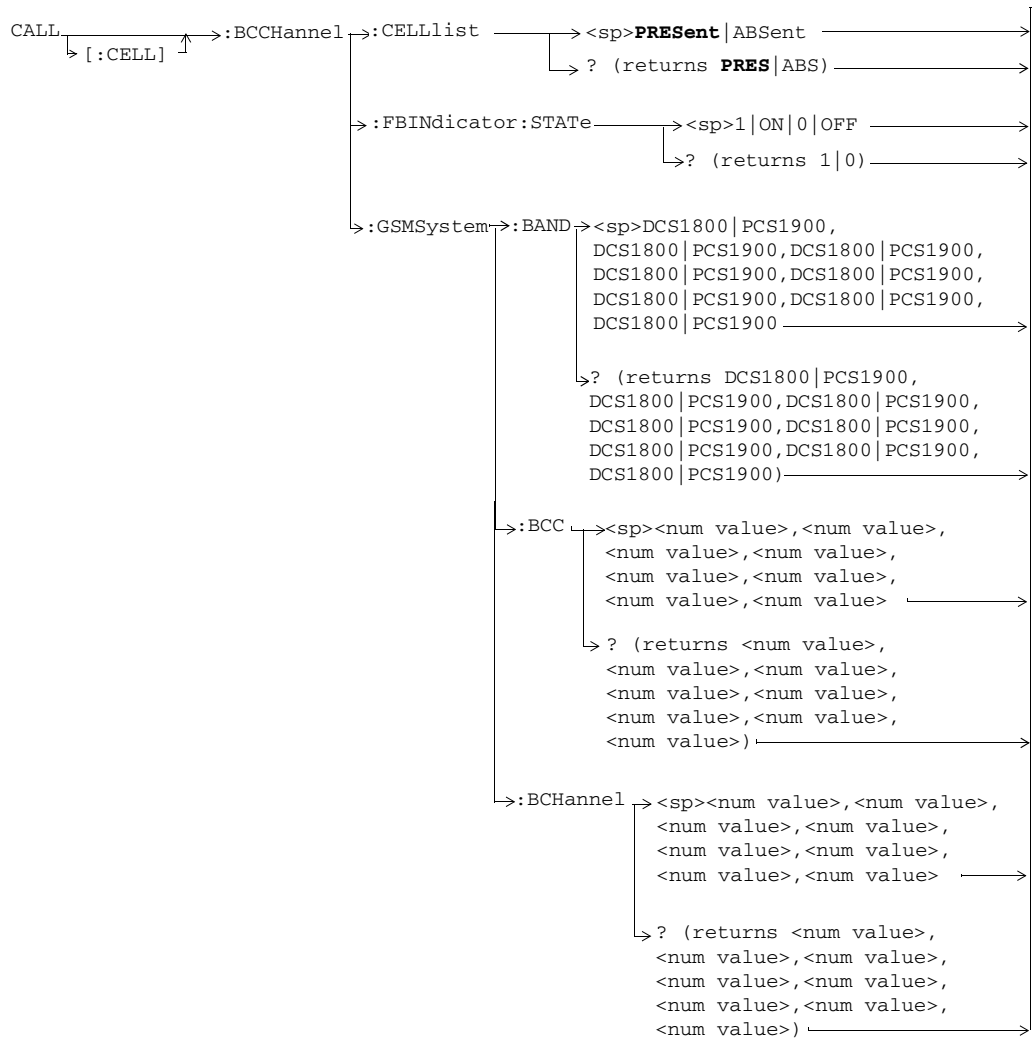
**GPiB Syntax for E1963A and E6703C/D/T**

**CALL:BARBitrator**

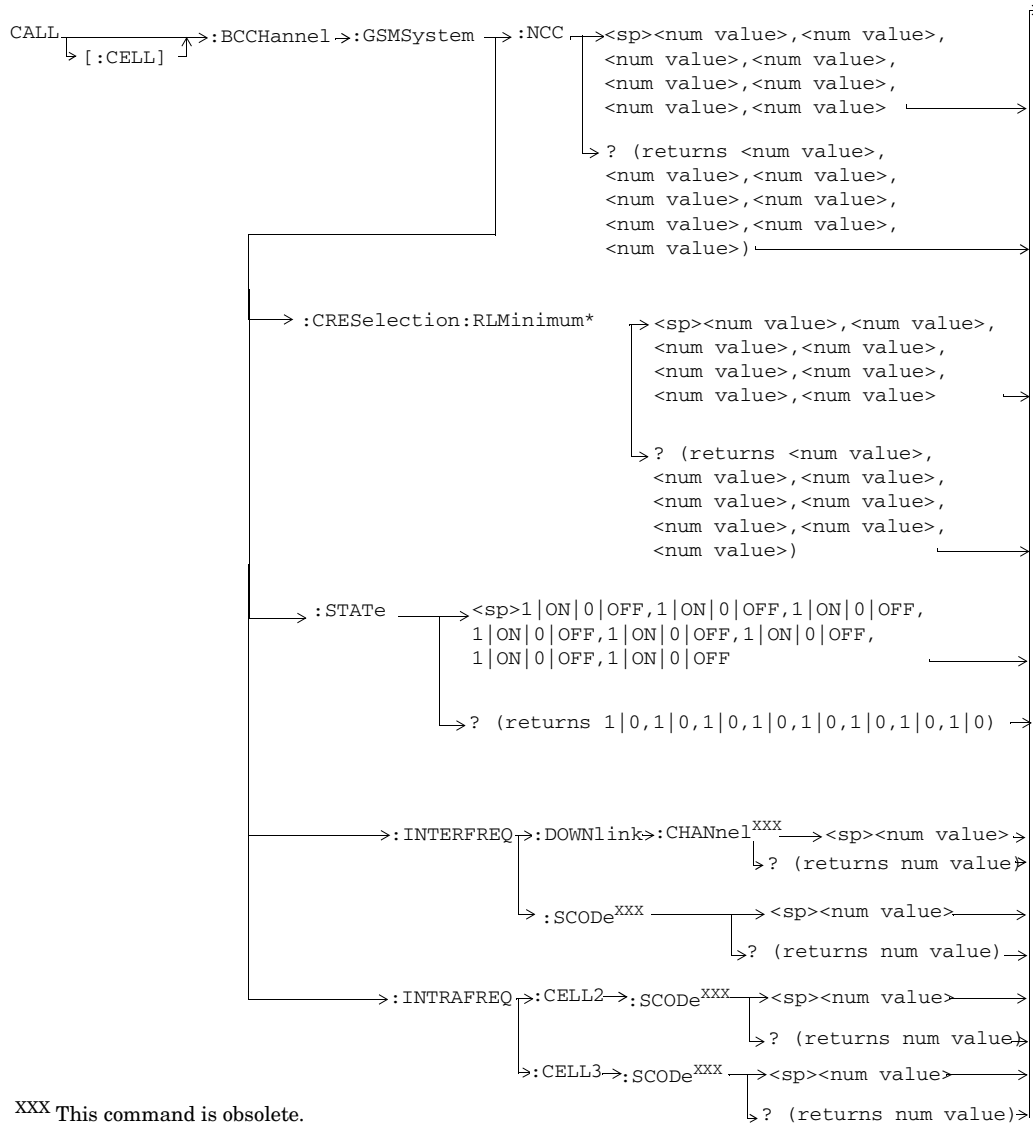




**CALL:BCCHannel**



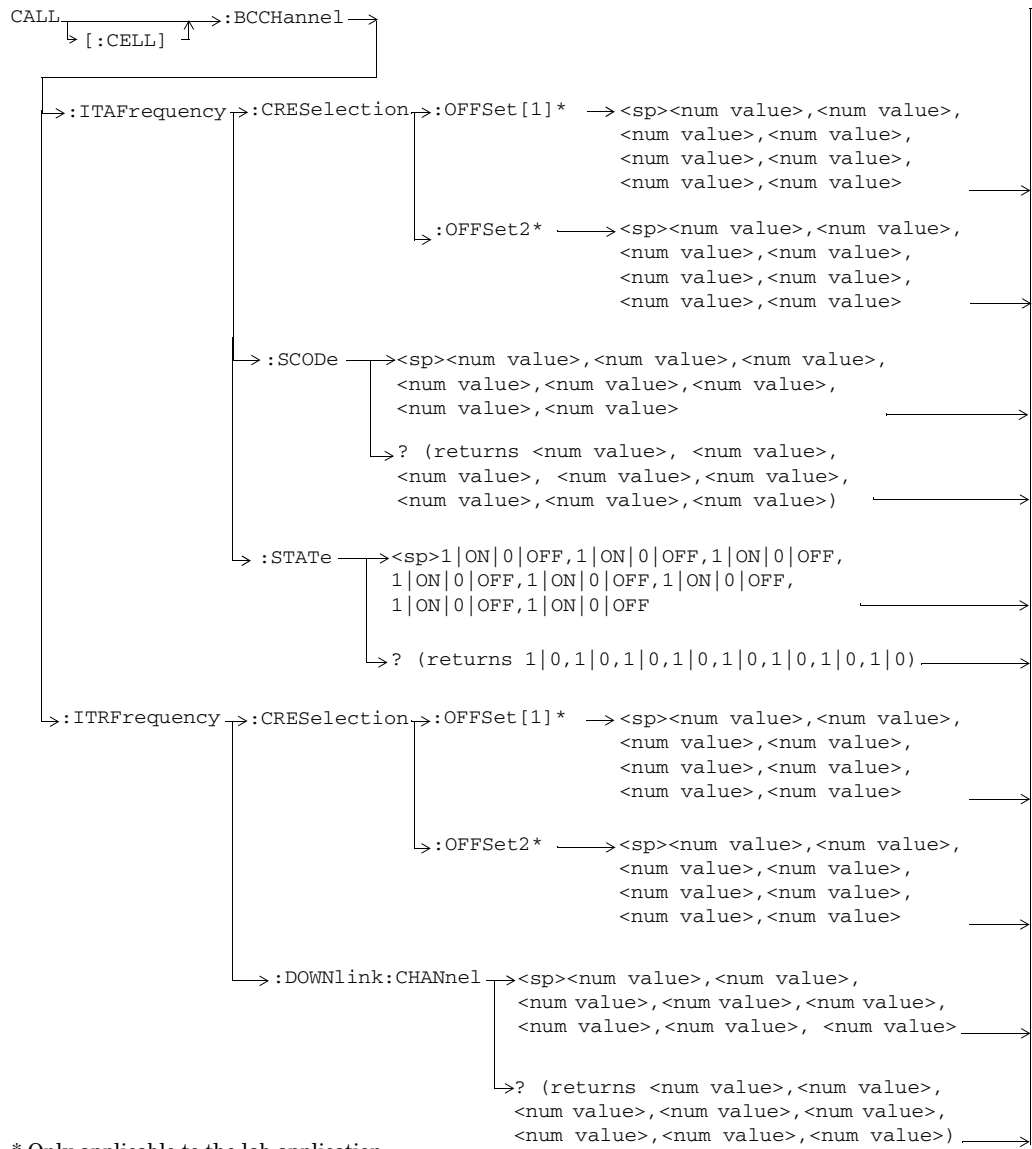
**GPIO Syntax for E1963A and E6703C/D/T**



<sup>XXX</sup> This command is obsolete.

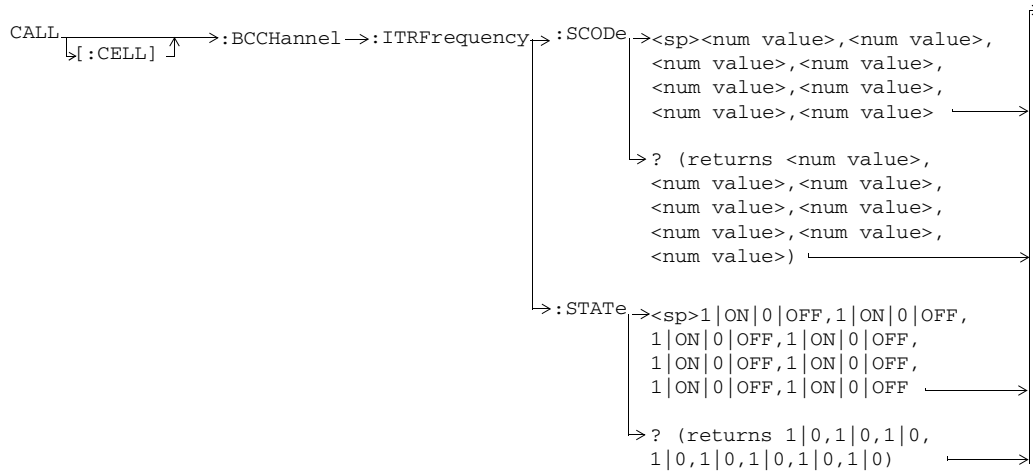
\* Only applicable to the lab application

**GPiB Syntax for E1963A and E6703C/D/T**

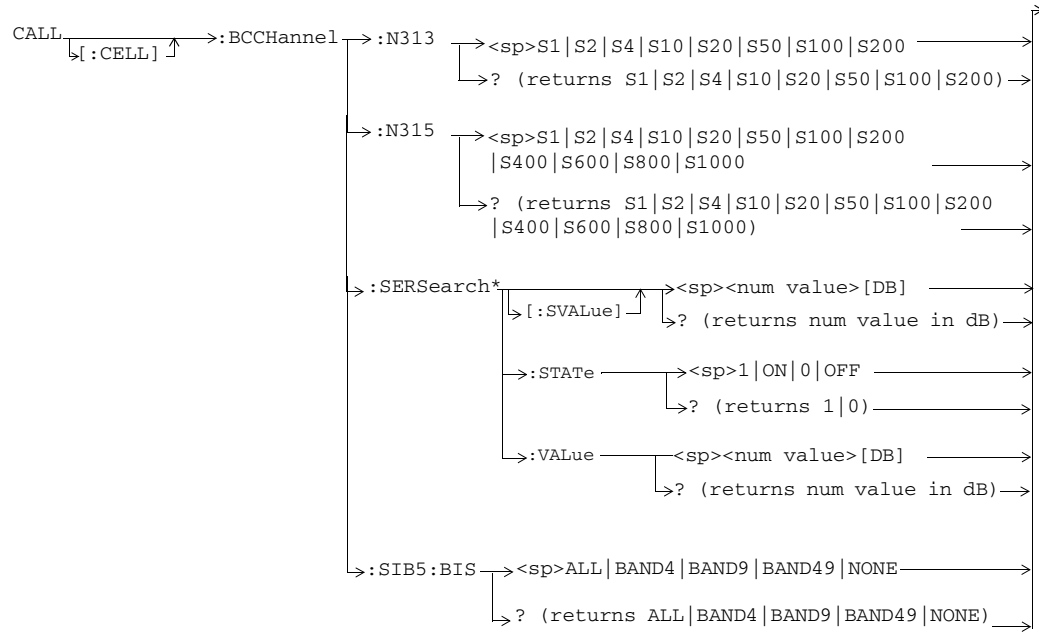


\* Only applicable to the lab application

**GPIO Syntax for E1963A and E6703C/D/T**

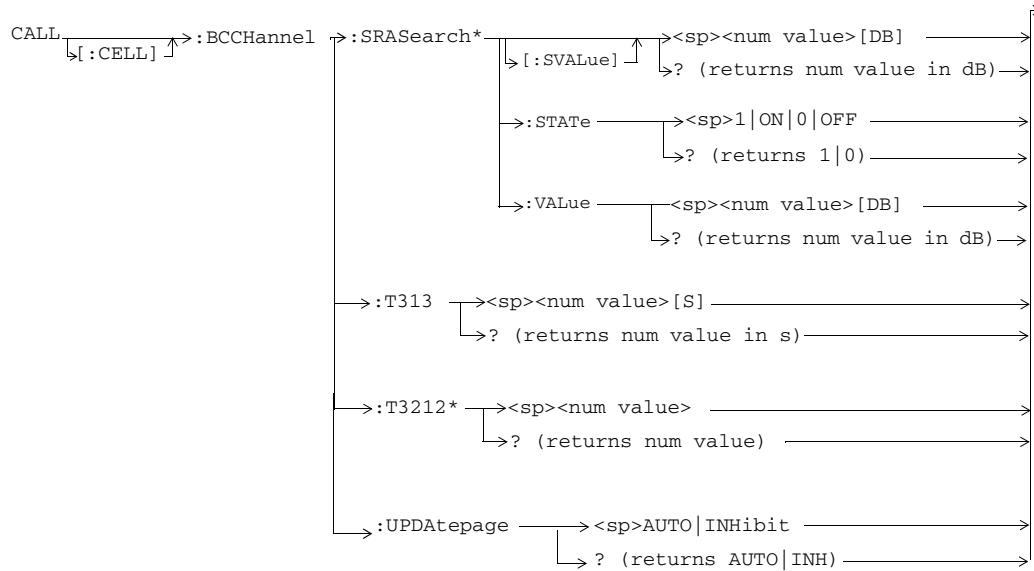


**GPIO Syntax for E1963A and E6703C/D/T**



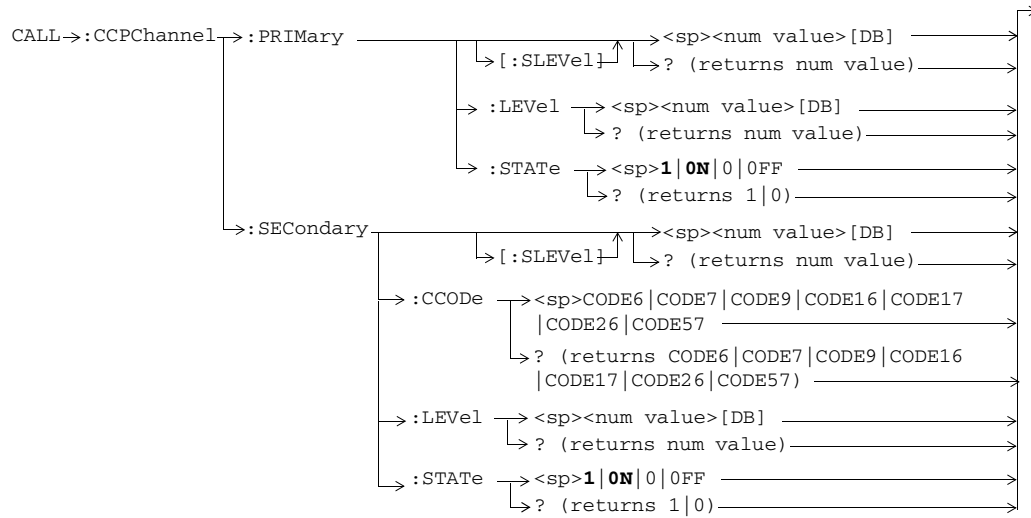
\* This command is only applicable to the lab application.

**GPIB Syntax for E1963A and E6703C/D/T**

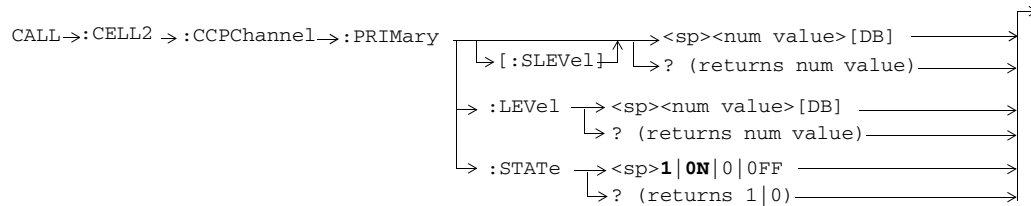


\* This command is only applicable to the lab application.

**CALL:CCPChannel**



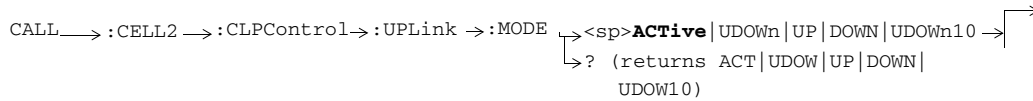
**CALL:CELL2:CCPChannel**



All commands shown in this diagram are only applicable to the lab application.

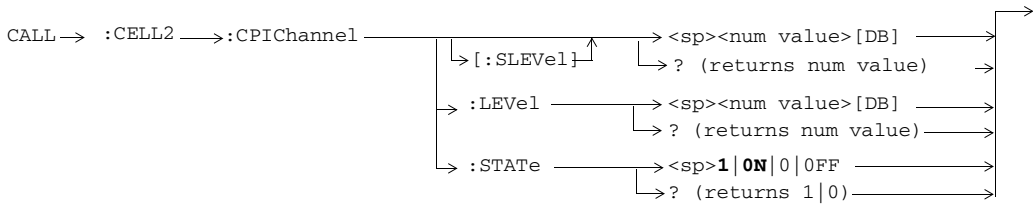
**GPIB Syntax for E1963A and E6703C/D/T**

**CALL:CELL2:CLPControl**



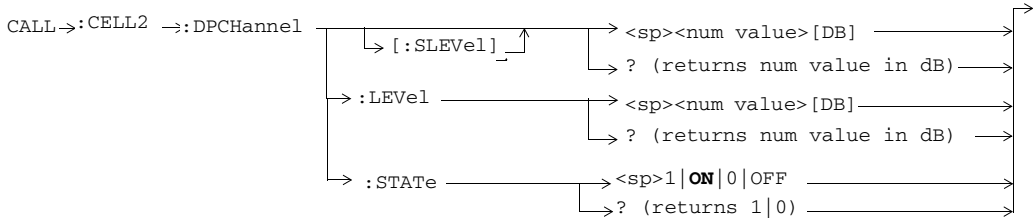
All commands shown in this diagram are only applicable to the lab application.

**CALL:CELL2:CPICchannel**



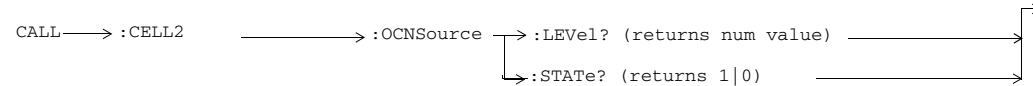
All commands shown in this diagram are only applicable to the lab application.

**CALL:CELL2:DPCHannel**



All commands shown in this diagram are only applicable to the lab application.

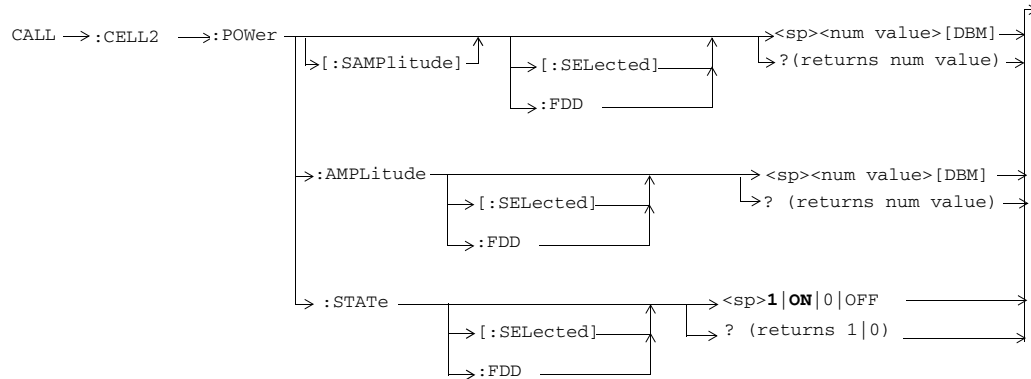
**CALL:CELL2:OCNSource**



All commands shown in this diagram are only applicable to the lab application.

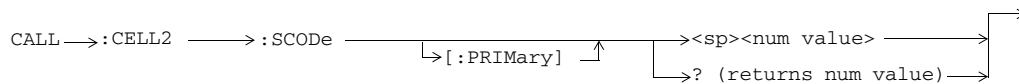


**CALL:CELL2:POWer**



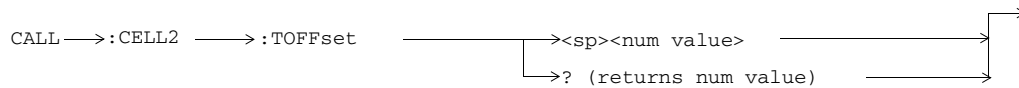
All commands shown in this diagram are only applicable to the lab application.

**CALL:CELL2:SCODE**



All commands shown in this diagram are only applicable to the lab application.

**CALL:CELL2:TOFFset**



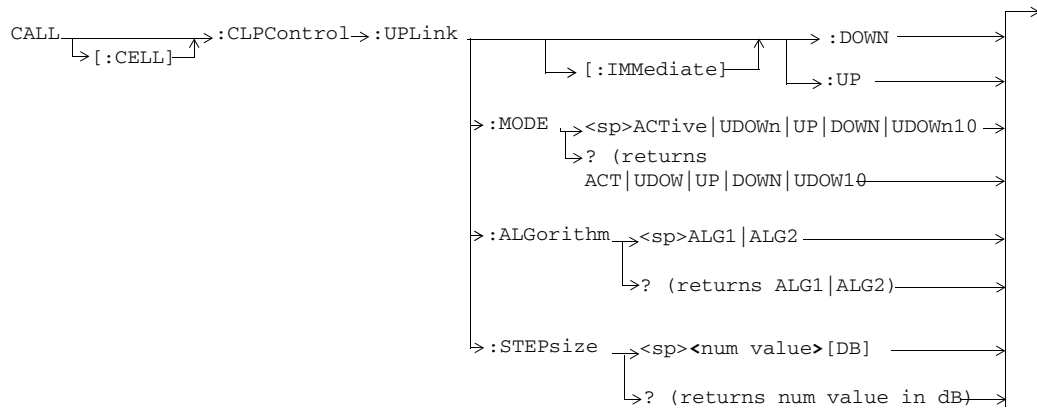
All commands shown in this diagram are only applicable to the lab application.

**CALL:CHANnel**



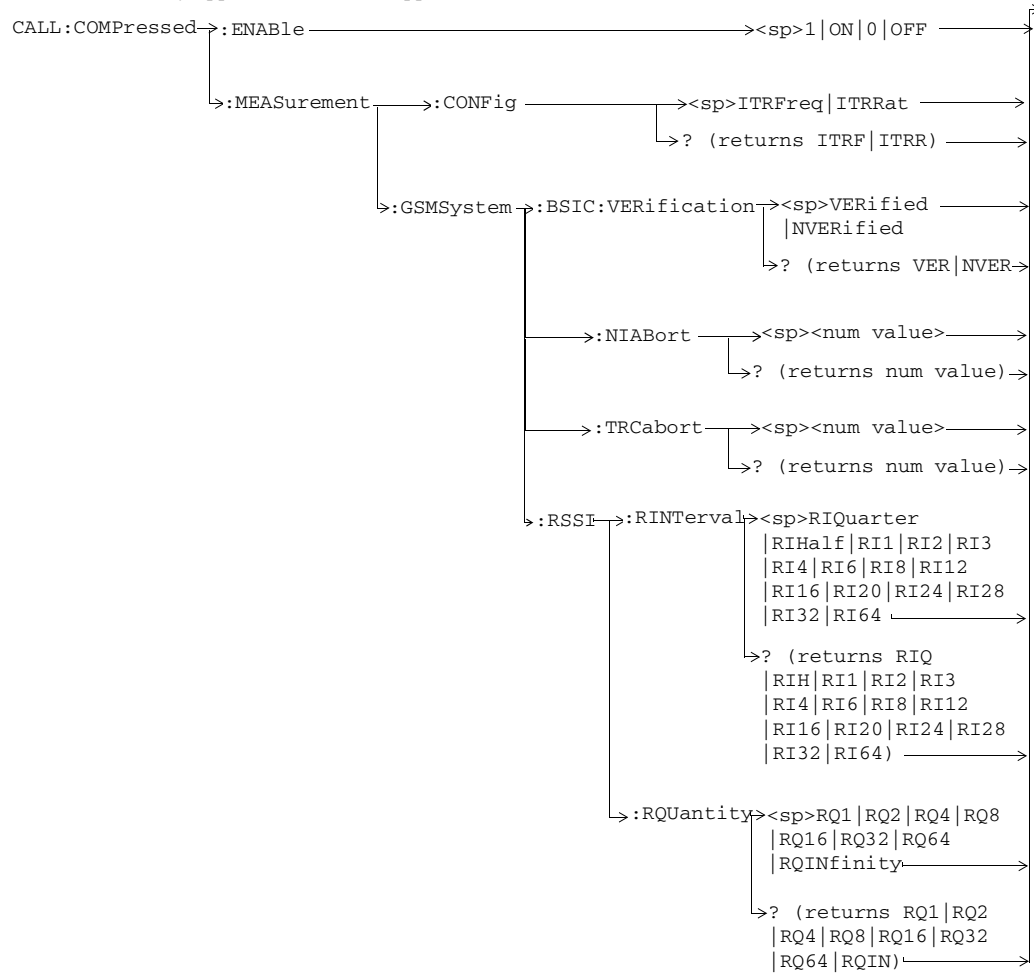
**GPIO Syntax for E1963A and E6703C/D/T**

**CALL:CLPControl**

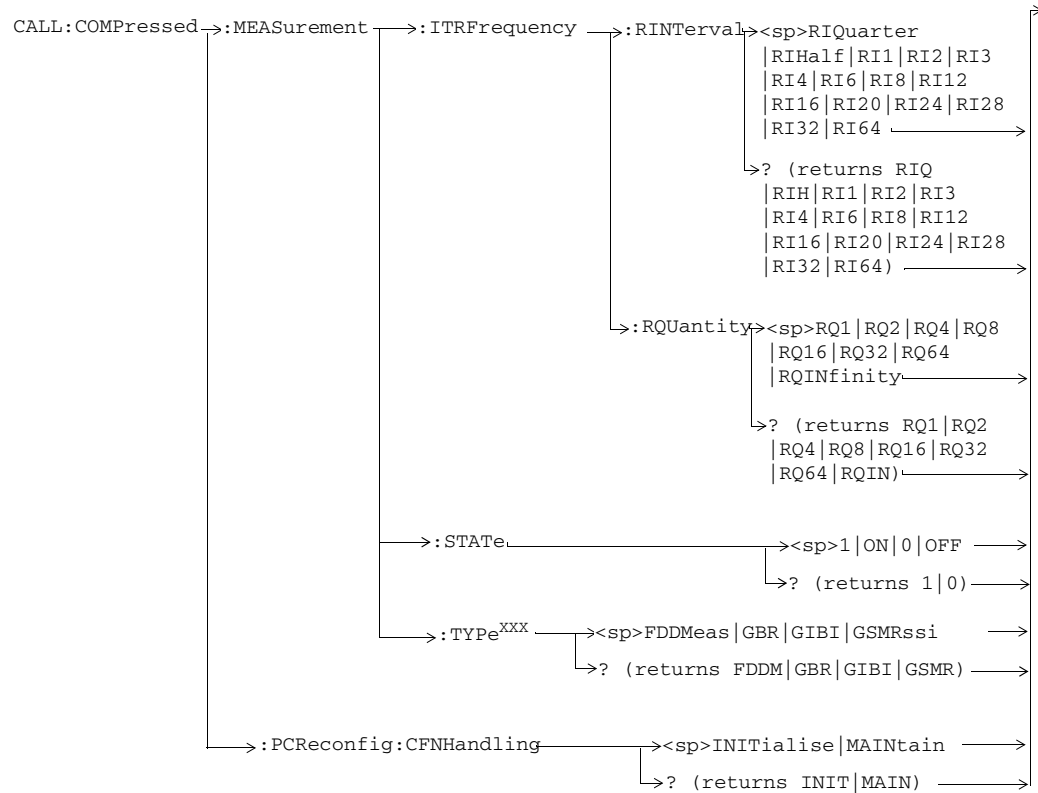


**CALL:COMPRESSED**

This section is only applicable to the lab application.

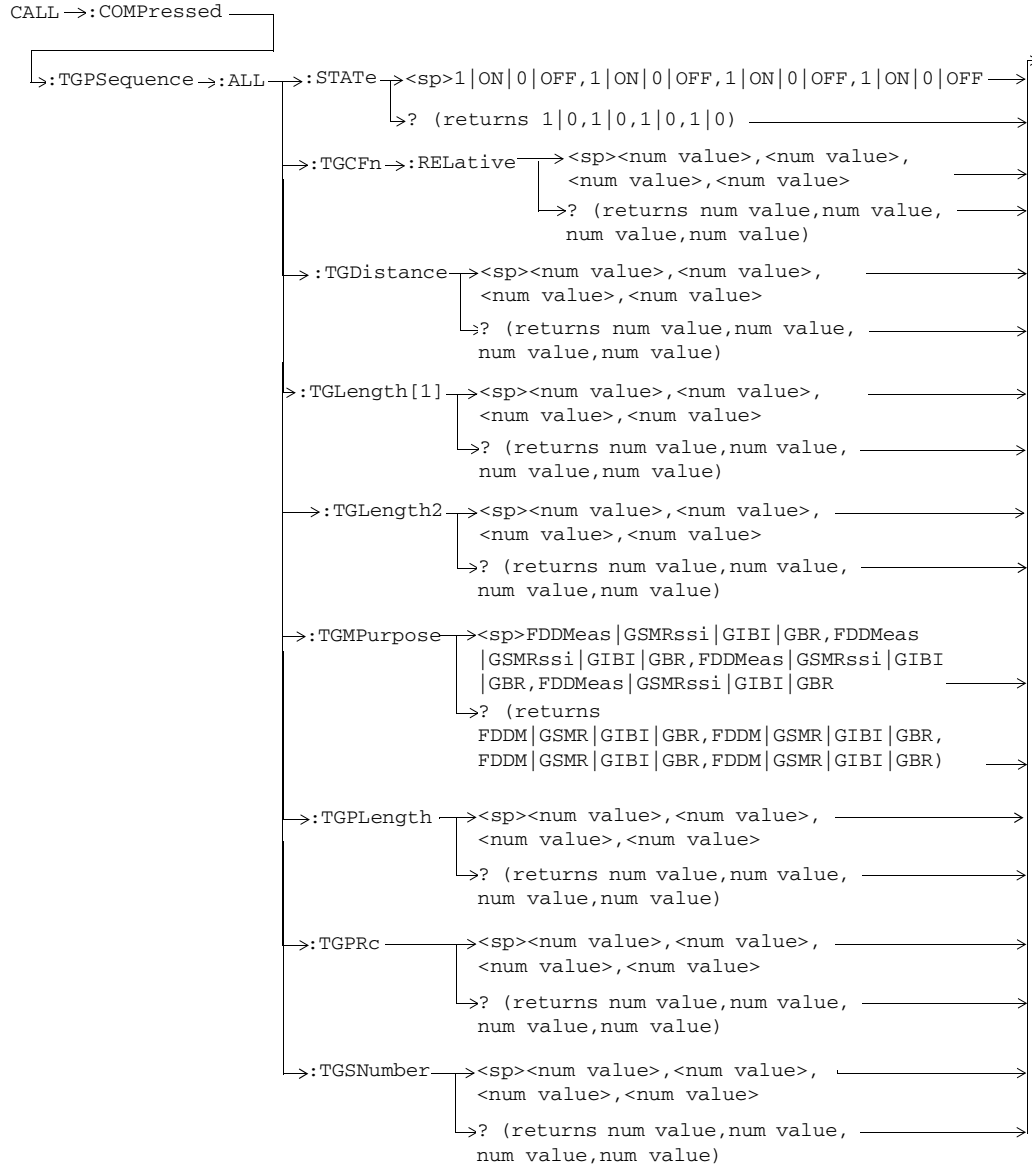


**GPIO Syntax for E1963A and E6703C/D/T**




<sup>XXX</sup> This command is obsolete.

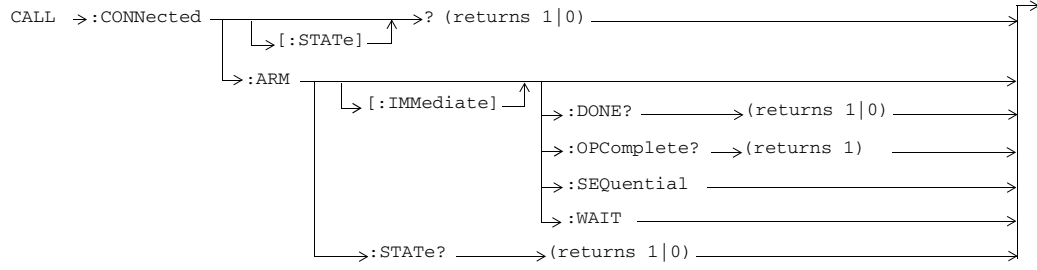
**GPIO Syntax for E1963A and E6703C/D/T**



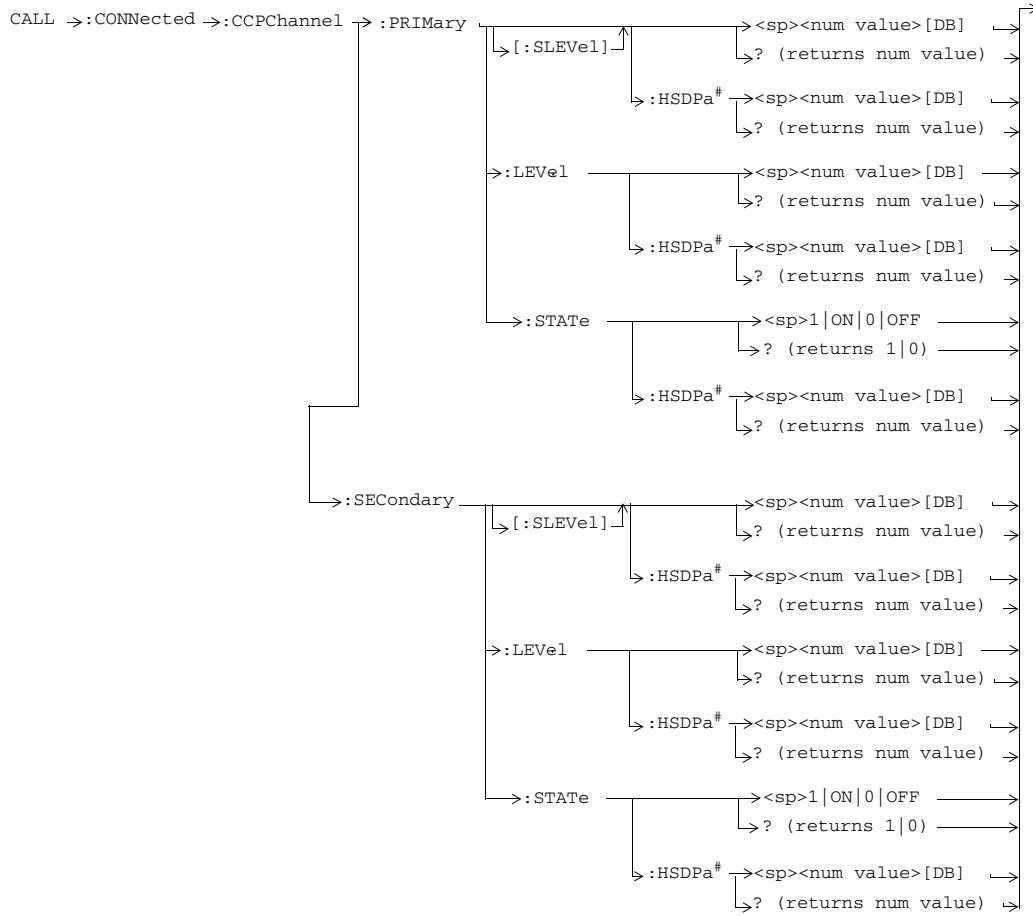
**GPiB Syntax for E1963A and E6703C/D/T**



**CALL:CONNEcted**



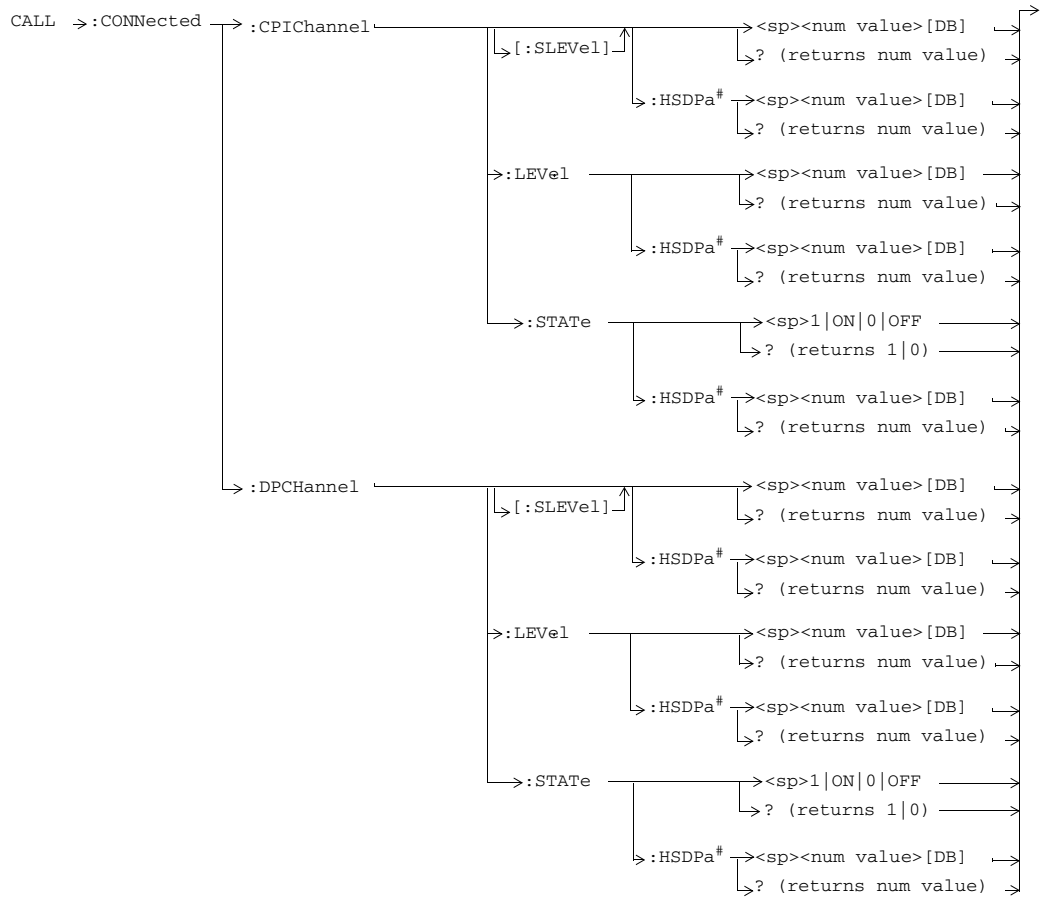
**GPIB Syntax for E1963A and E6703C/D/T**



# Only applicable to the lab application or a feature-licensed test application

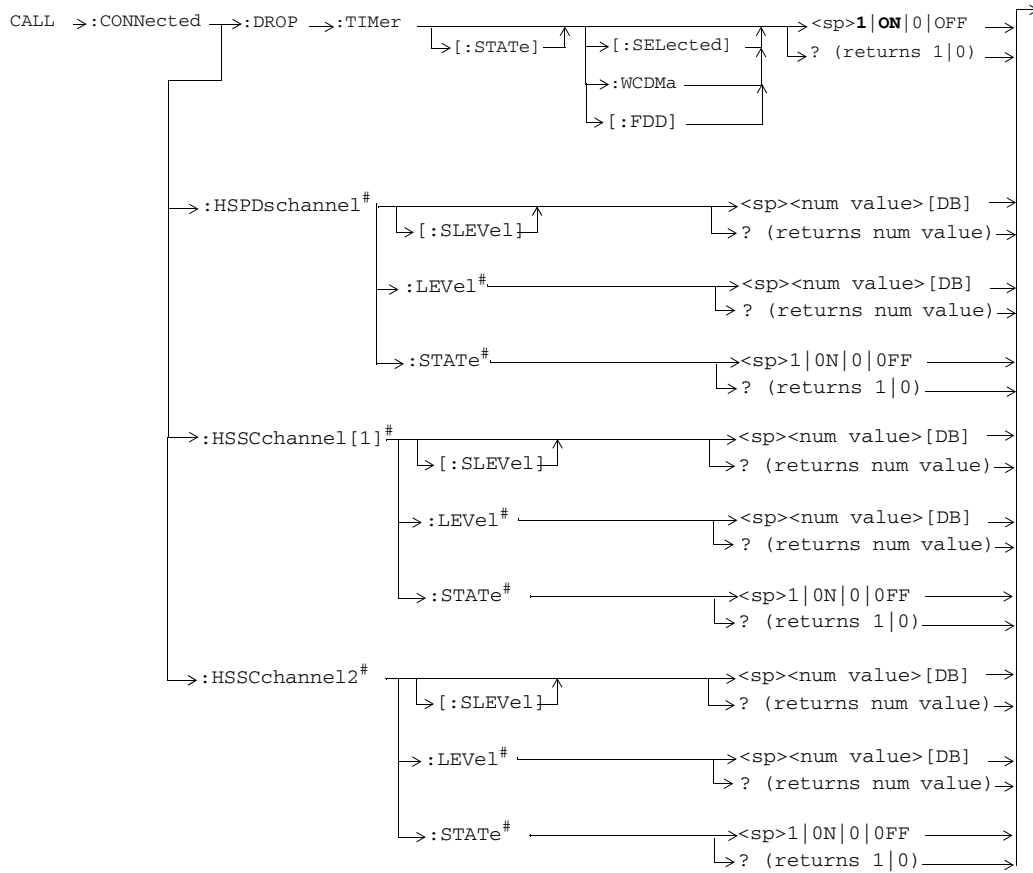


**GPIB Syntax for E1963A and E6703C/D/T**



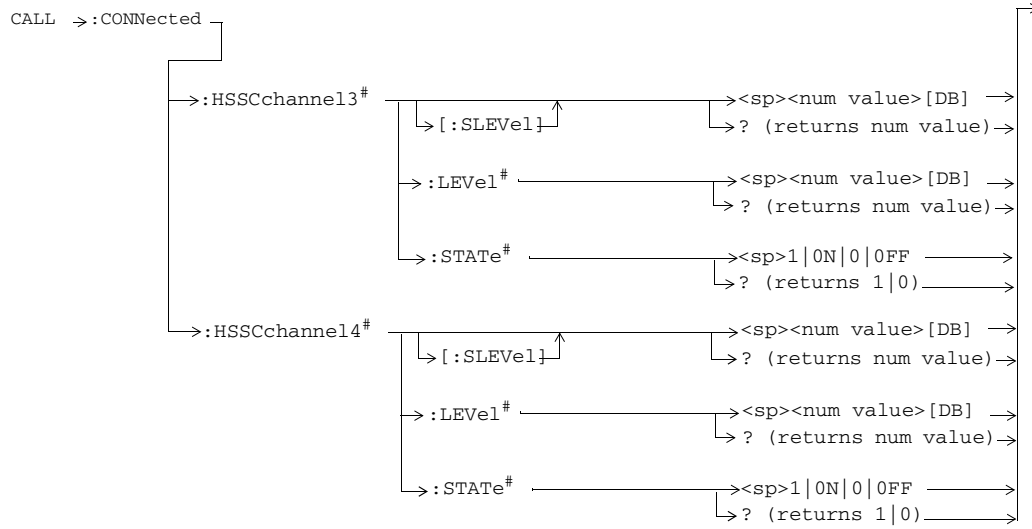
# Only applicable to the lab application or a feature-licensed test application

**GPIO Syntax for E1963A and E6703C/D/T**



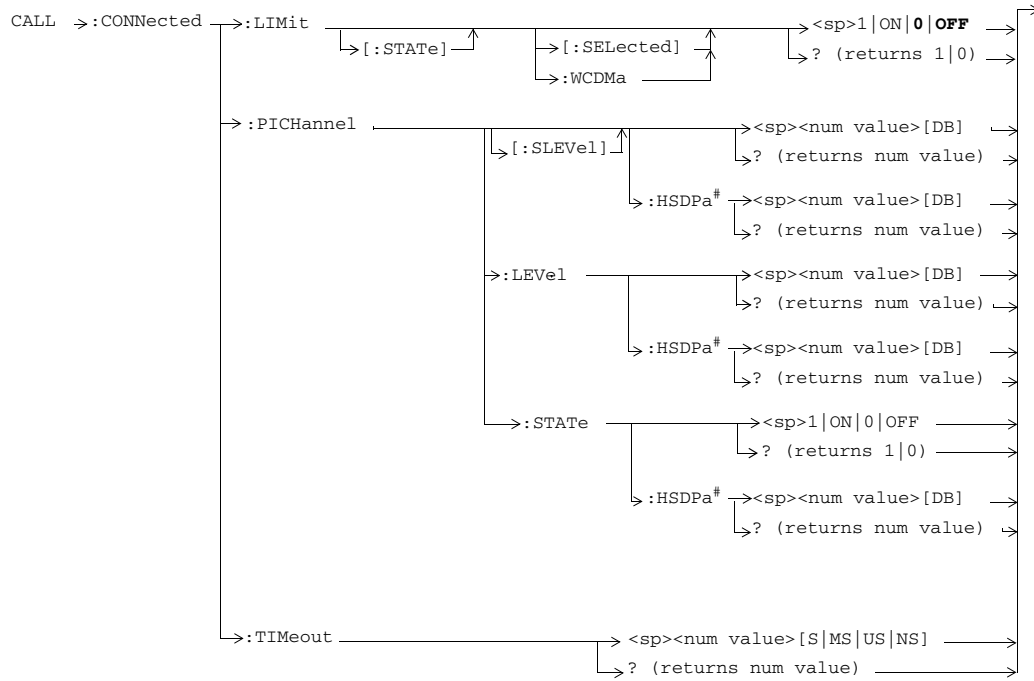
# Only applicable to the lab application or a feature-licensed test application

**GPIB Syntax for E1963A and E6703C/D/T**



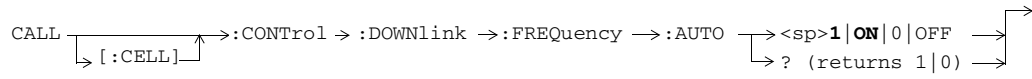
# Only applicable to the lab application or a feature-licensed test application

**GPIO Syntax for E1963A and E6703C/D/T**

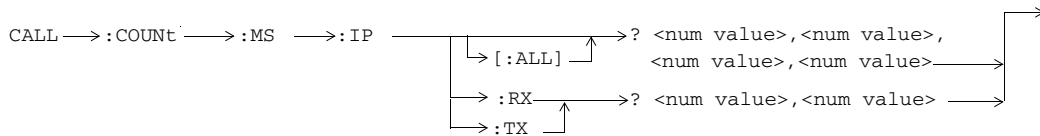


# Only applicable to the lab application or a feature-licensed test application


**CALL:CONTRol**



**CALL:COUNT**



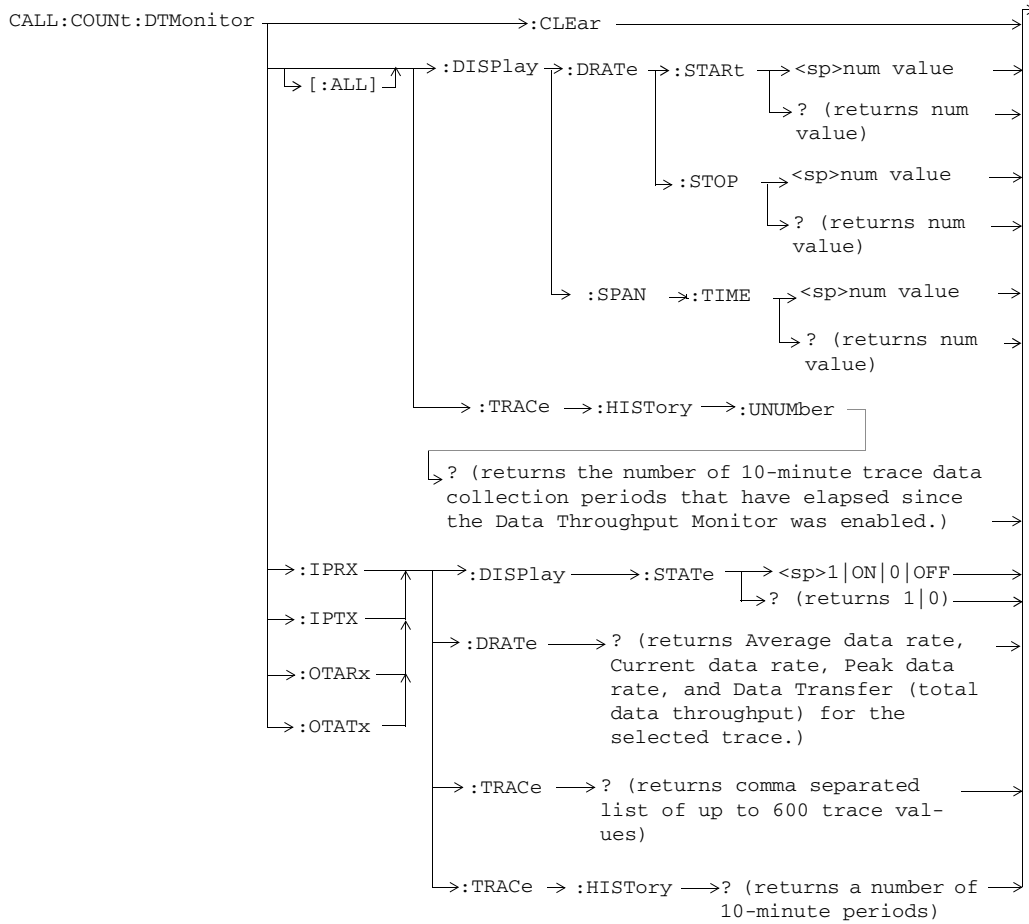
All commands shown in this diagram are only applicable to the lab application.



All commands shown in this diagram are only applicable to the lab application.

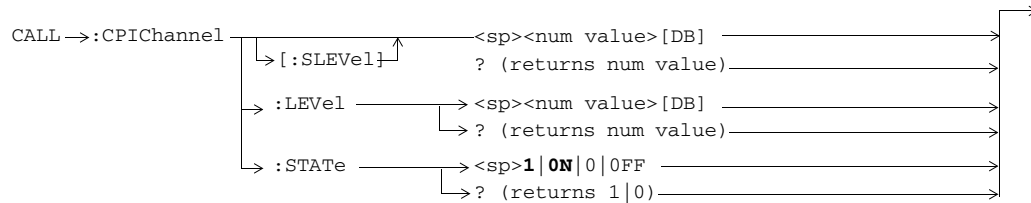
**GPIB Syntax for E1963A and E6703C/D/T**

**CALL:COUNT:DTMonitor**

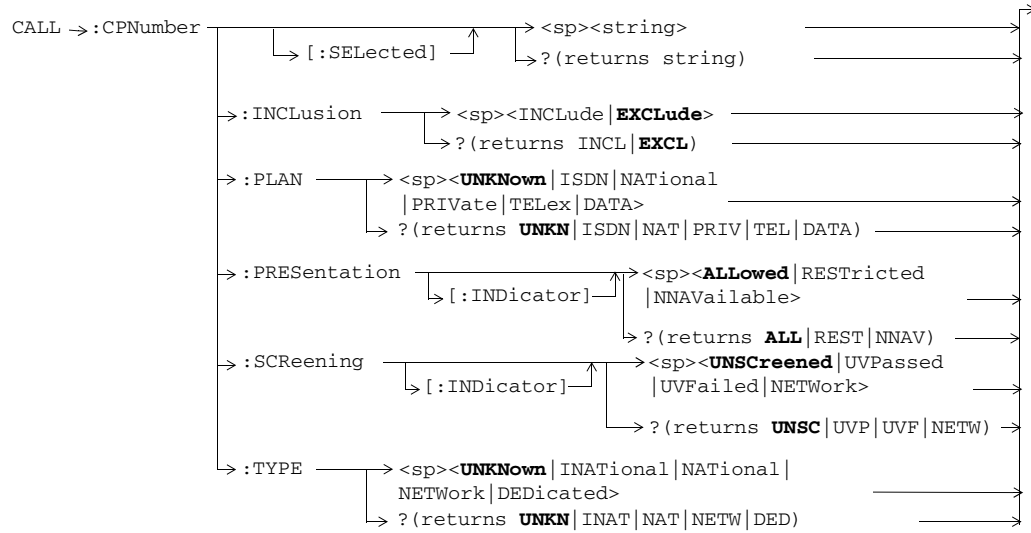


All commands shown in this diagram are only applicable to the lab application.

**CALL:CPiChannel**



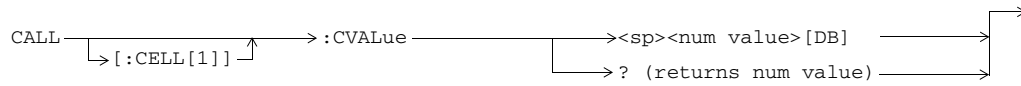
**CALL:CPNumber**



These commands are only applicable to the lab application.

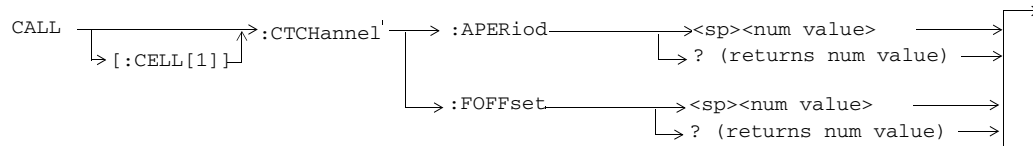
**GPIB Syntax for E1963A and E6703C/D/T**

**CALL:CVALUE**



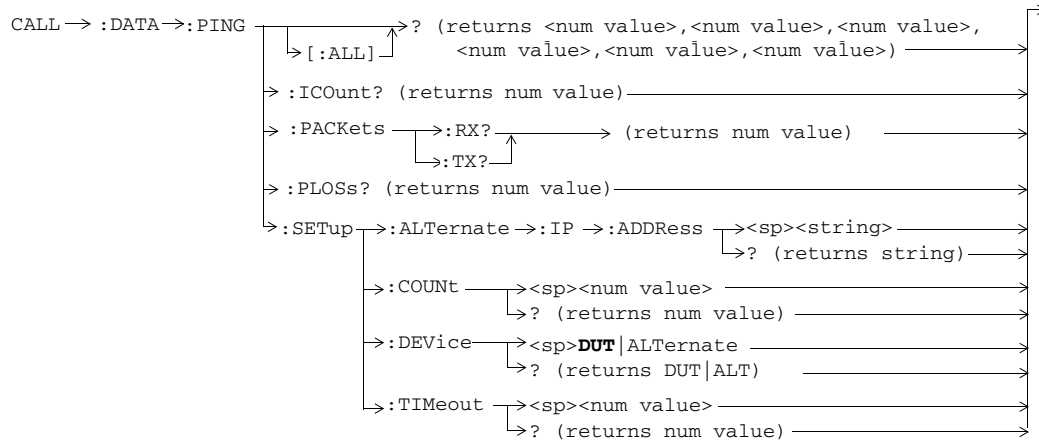
**CALL:CTCHannel**

*This section is only applicable to the lab application.*

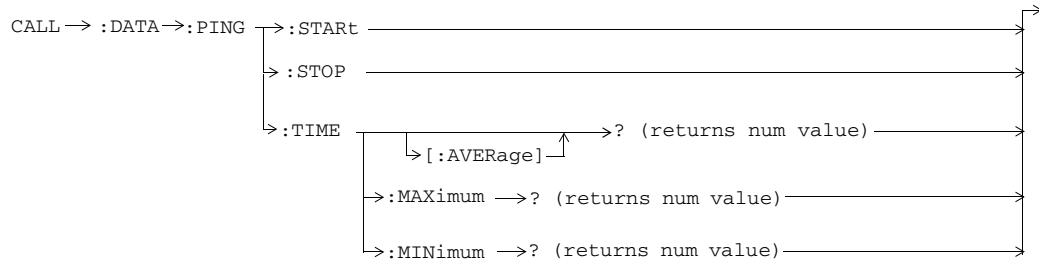




**CALL:DATA:PING**



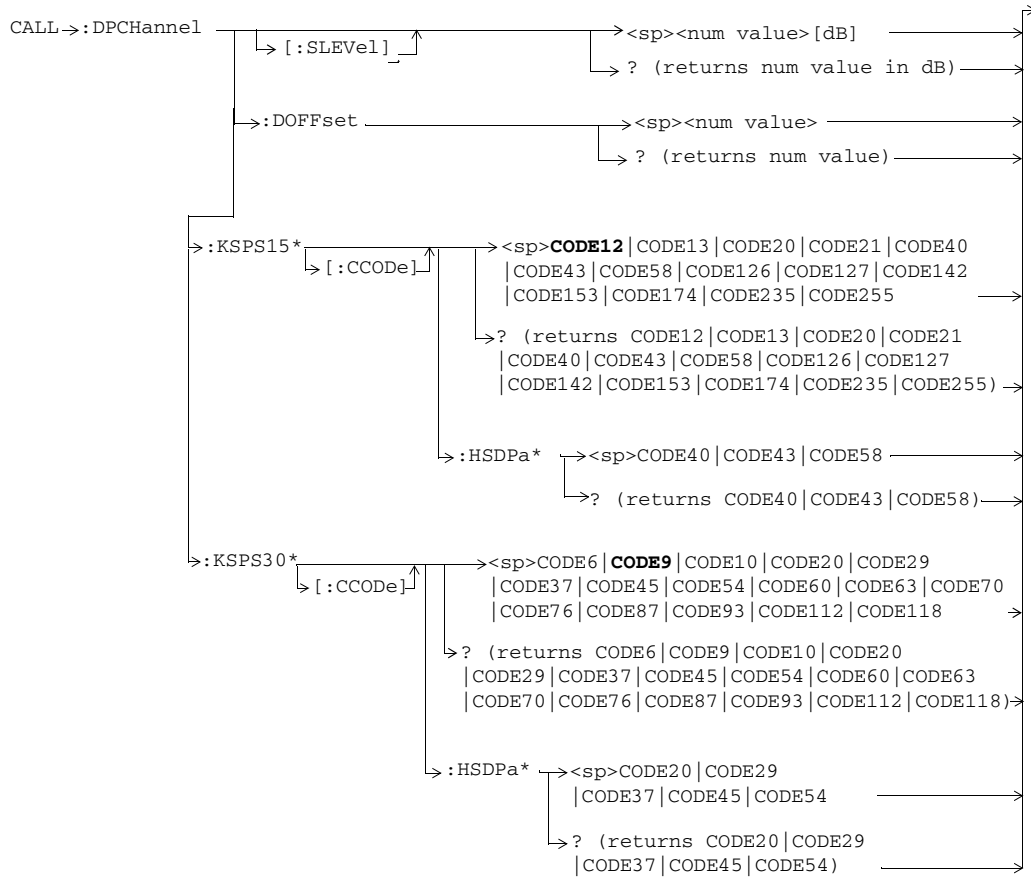
All commands shown in this diagram are only applicable to the lab application.



All commands shown in this diagram are only applicable to the lab application.

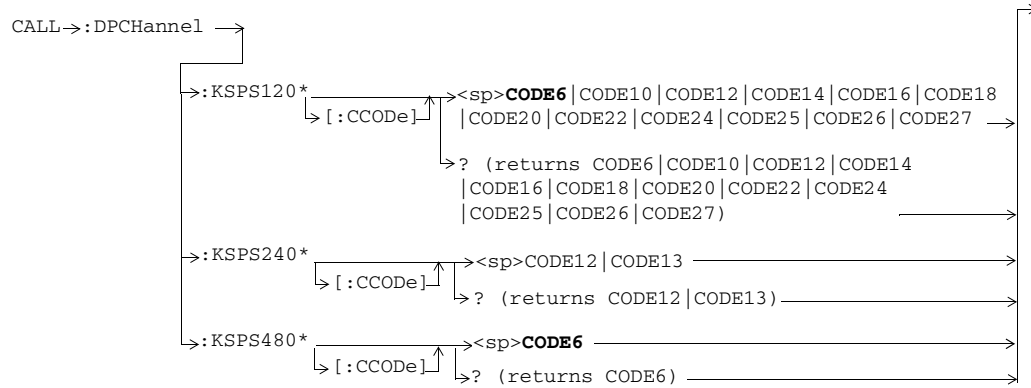
**GPIO Syntax for E1963A and E6703C/D/T**

**CALL:DPCHannel**



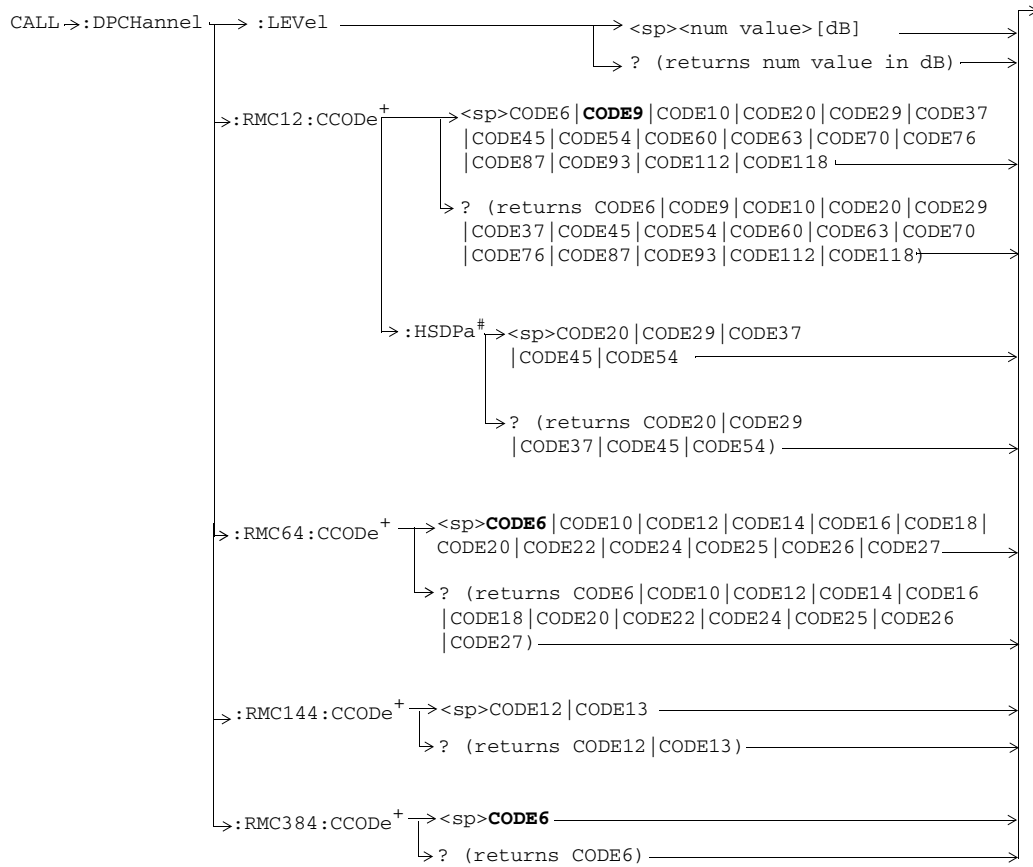
\* Only applicable to the lab application.

**GPIB Syntax for E1963A and E6703C/D/T**



\* This command is only applicable to the lab application.

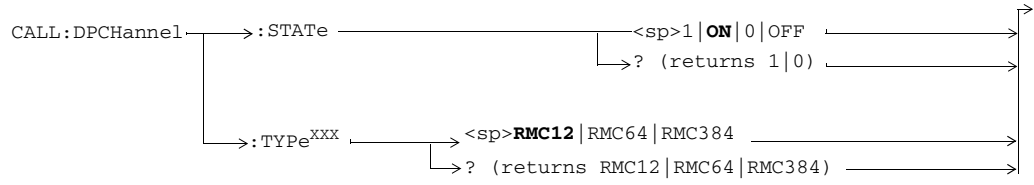
**GPIO Syntax for E1963A and E6703C/D/T**



+ This command is only applicable to the test application.

# This command is only applicable to a feature-licensed test application.

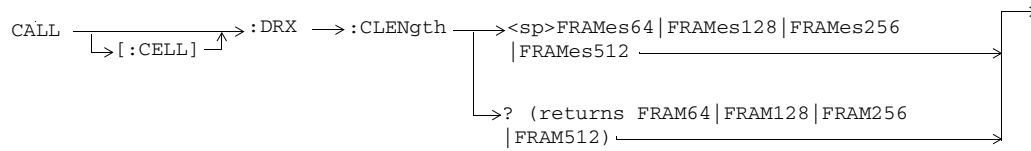
**GPIB Syntax for E1963A and E6703C/D/T**



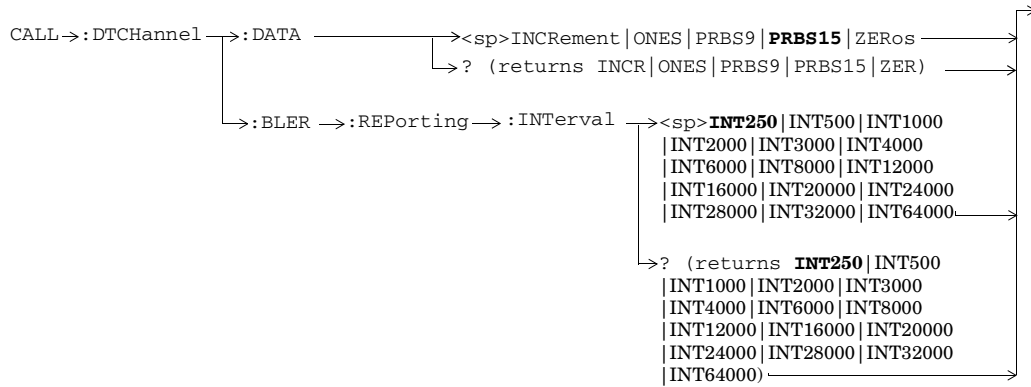
XXX This command is obsolete.

**GPiB Syntax for E1963A and E6703C/D/T**


**CALL:DRX**



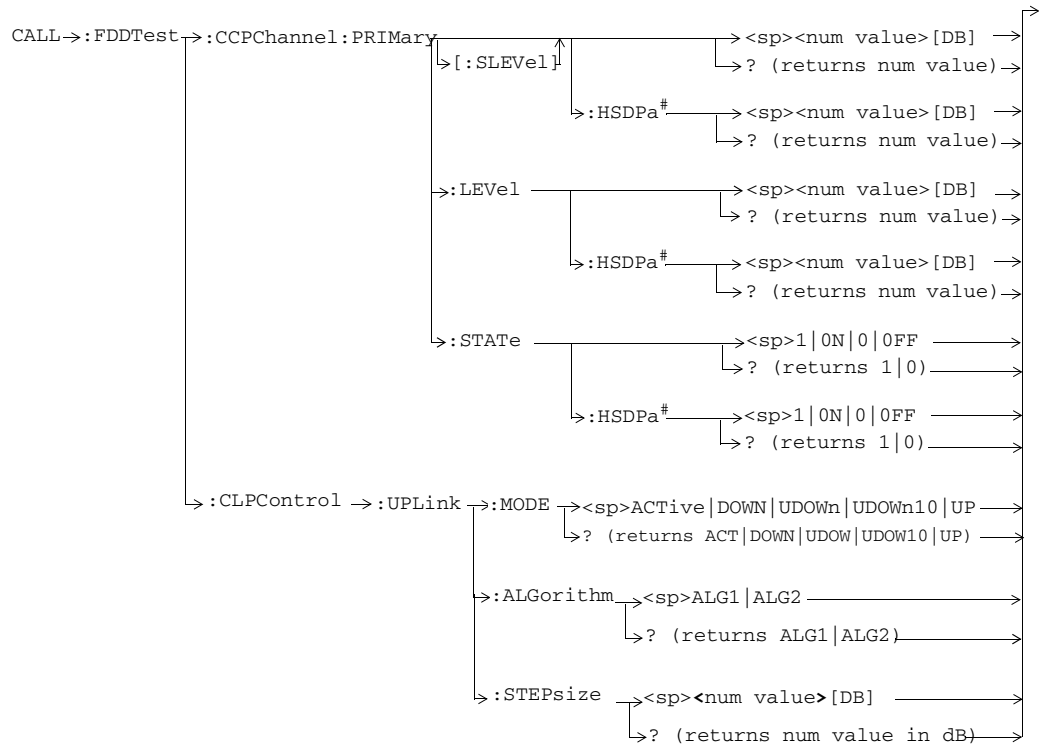
**CALL:DTCHannel**



**CALL:END**

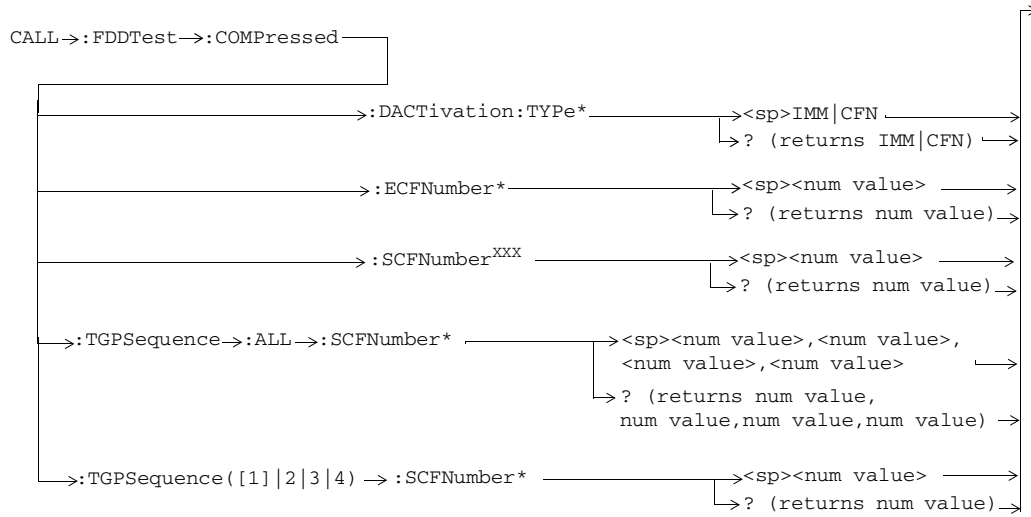


CALL:FDDTest



# Only applicable to the lab application or feature-licensed test application.

**GPiB Syntax for E1963A and E6703C/D/T**

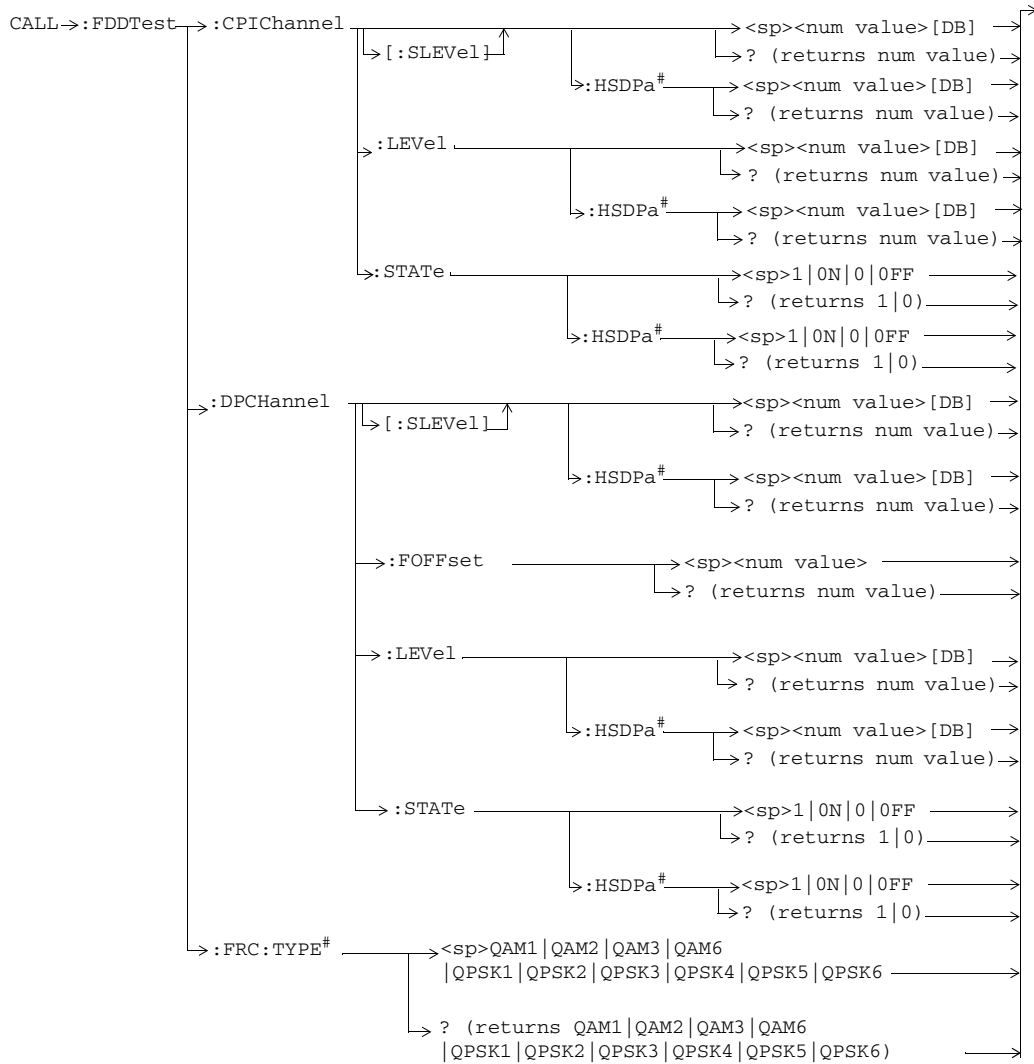


<sup>XXX</sup> This command is obsolete.

\* Only applicable to the lab application.

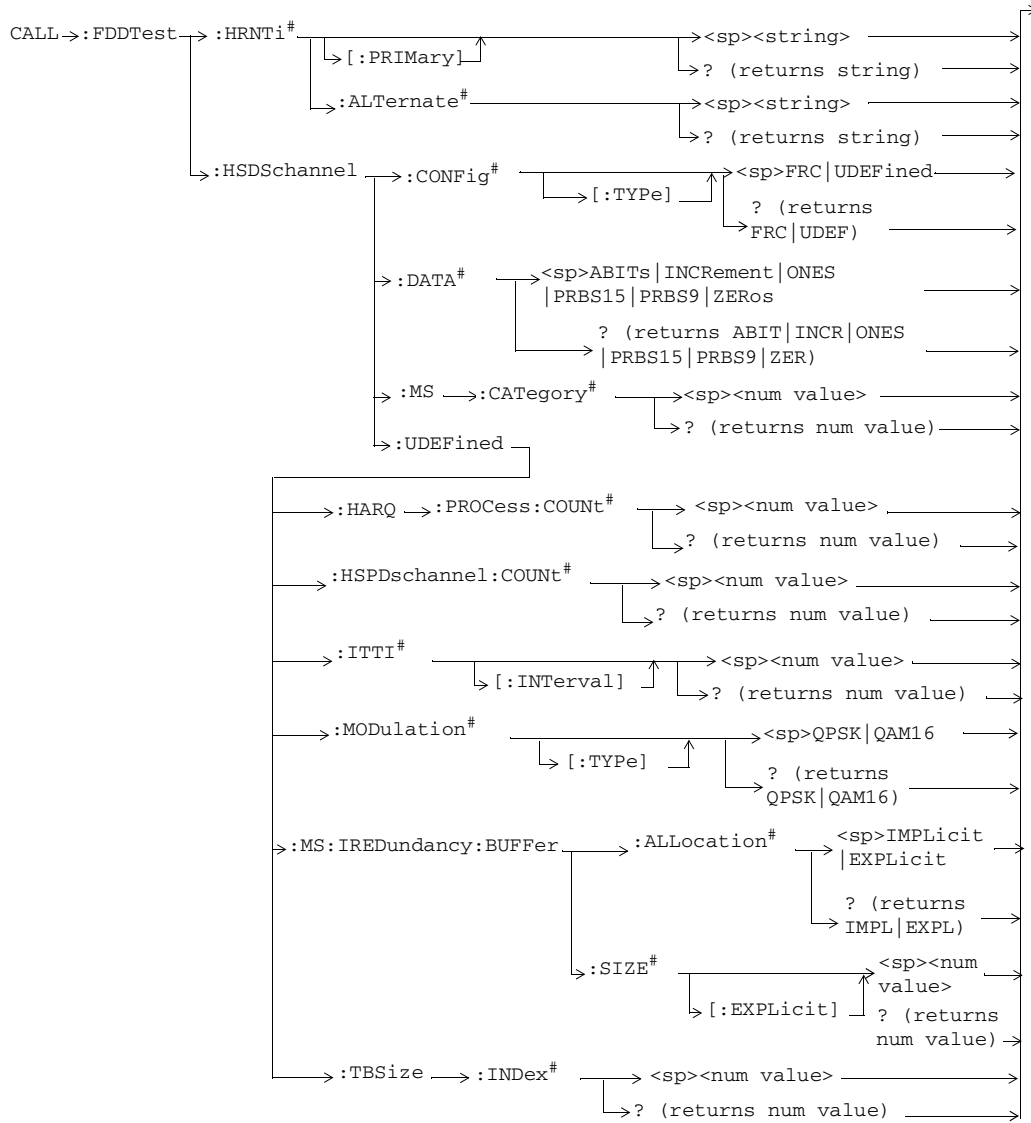


**GPIO Syntax for E1963A and E6703C/D/T**



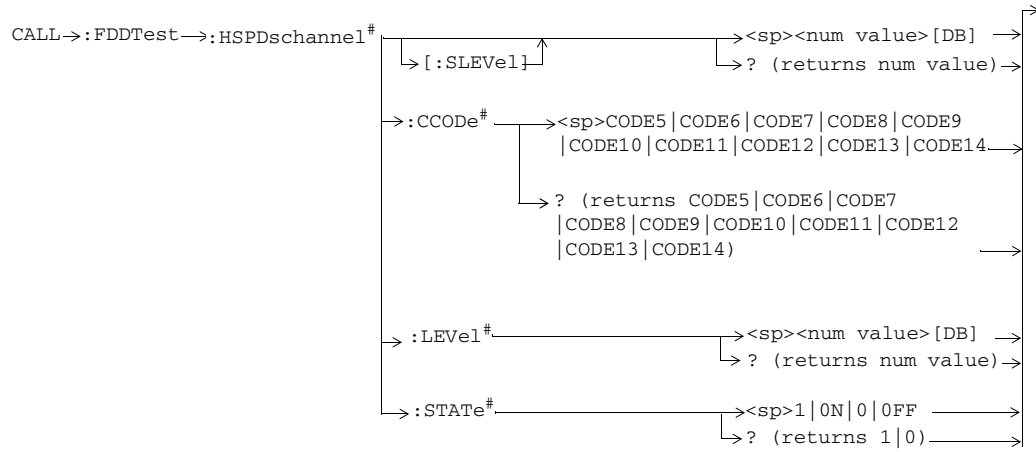
# Only applicable to the lab application or feature-licensed test application.

**GPIO Syntax for E1963A and E6703C/D/T**



# Only applicable to the lab application or feature-licensed test application.

**GPIB Syntax for E1963A and E6703C/D/T**



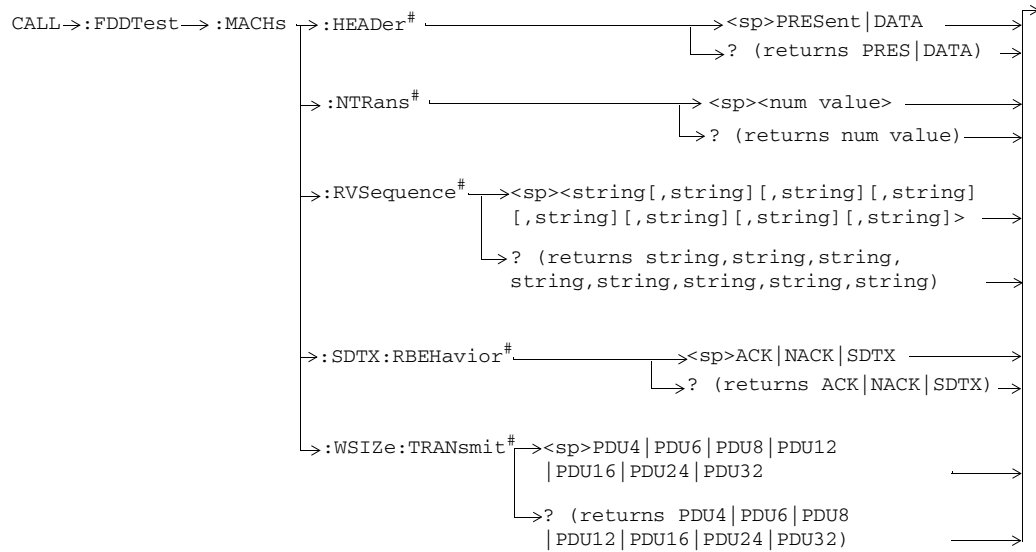
# Only applicable to the lab application or feature-licensed test application.

**GPiB Syntax for E1963A and E6703C/D/T**



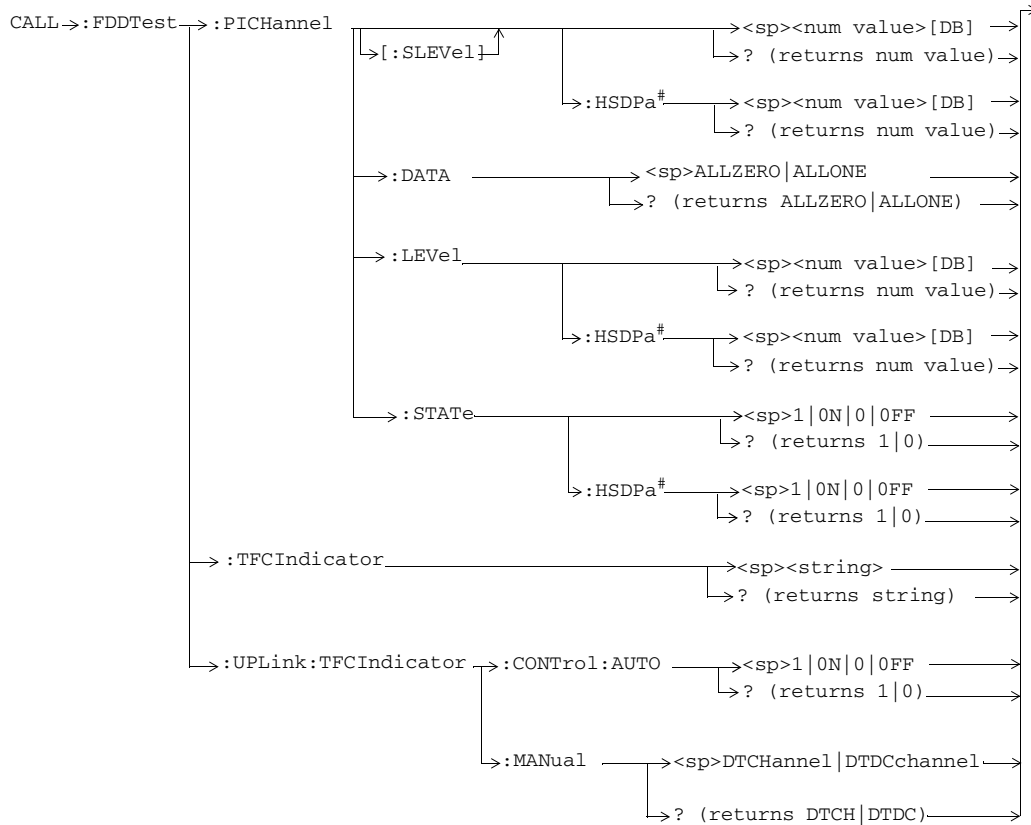
# Only applicable to the lab application or feature-licensed test application.

**GPIB Syntax for E1963A and E6703C/D/T**



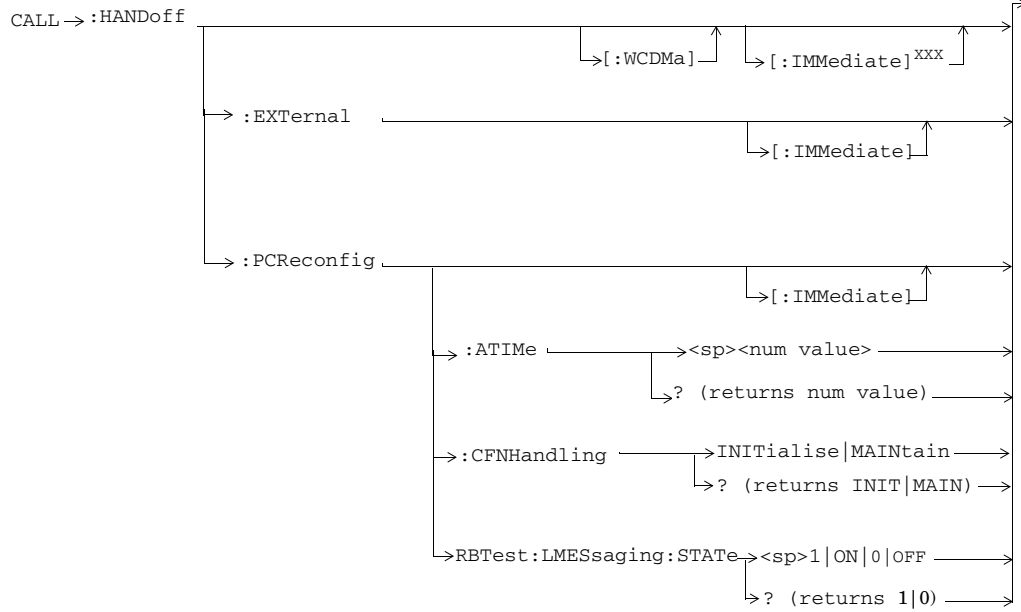
# Only applicable to the lab application or feature-licensed test application.

**GPIB Syntax for E1963A and E6703C/D/T**



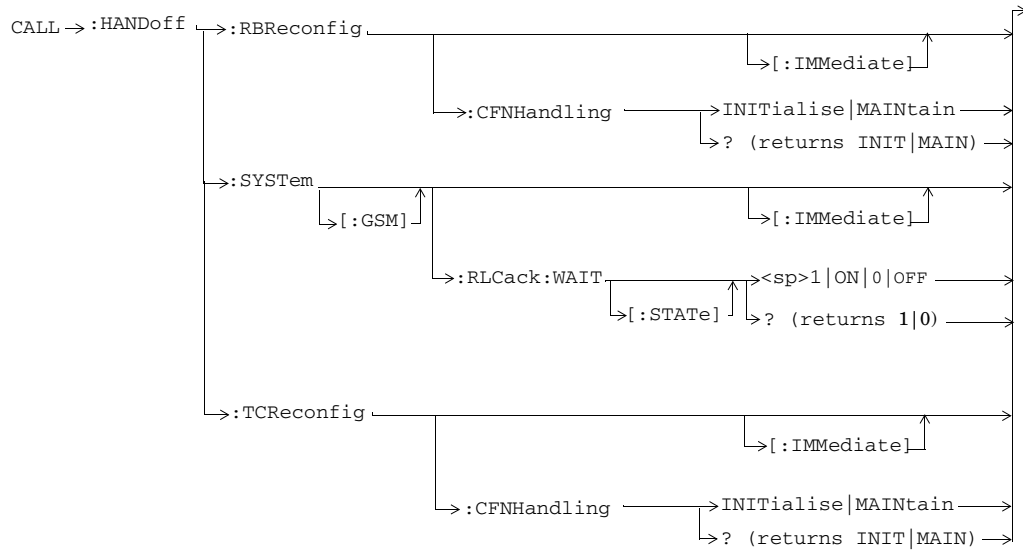
# Only applicable to the lab application or feature-licensed test application.

**CALL:HANDoFF**



XXX This command is obsolete.

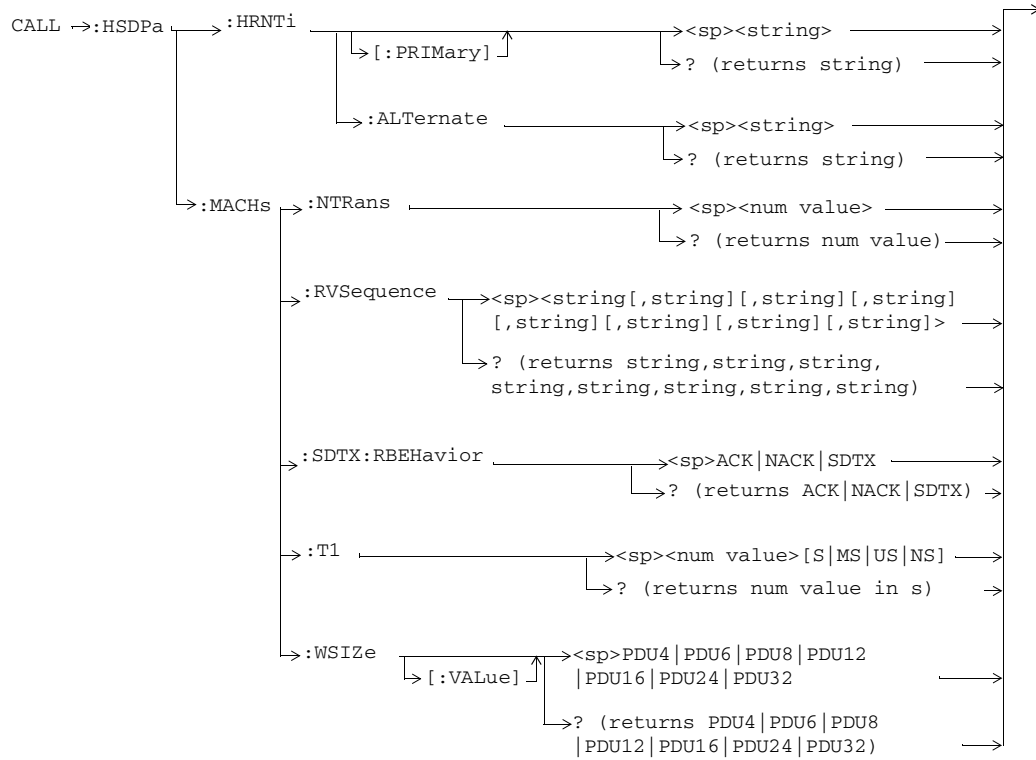
**GPIB Syntax for E1963A and E6703C/D/T**



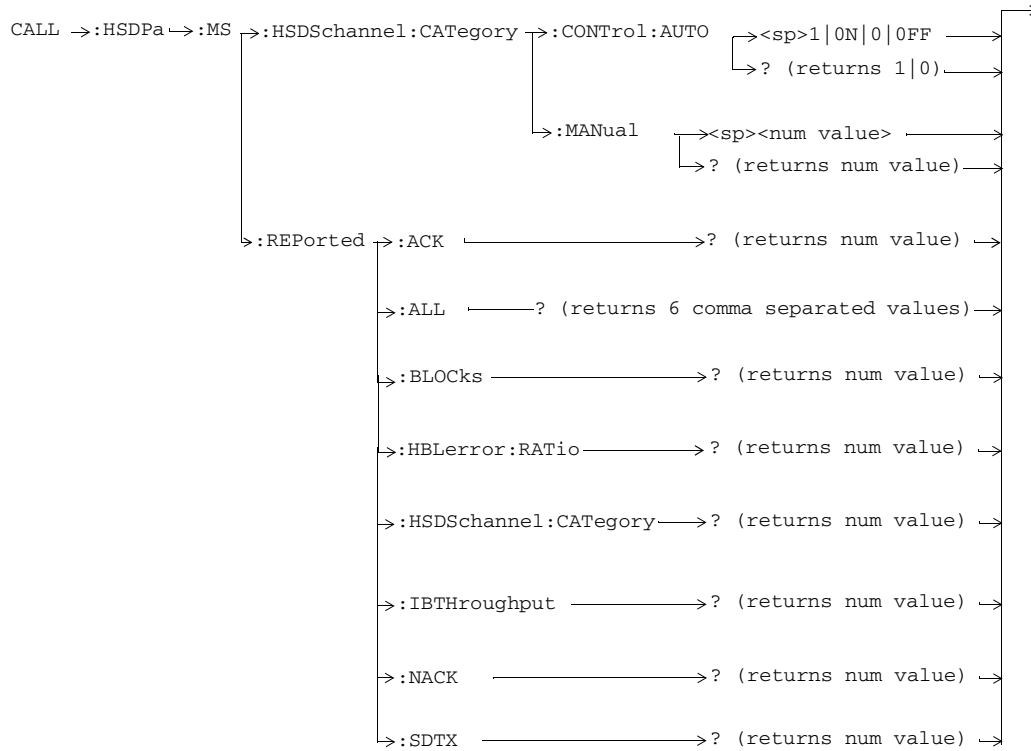


**CALL:HSDPa**

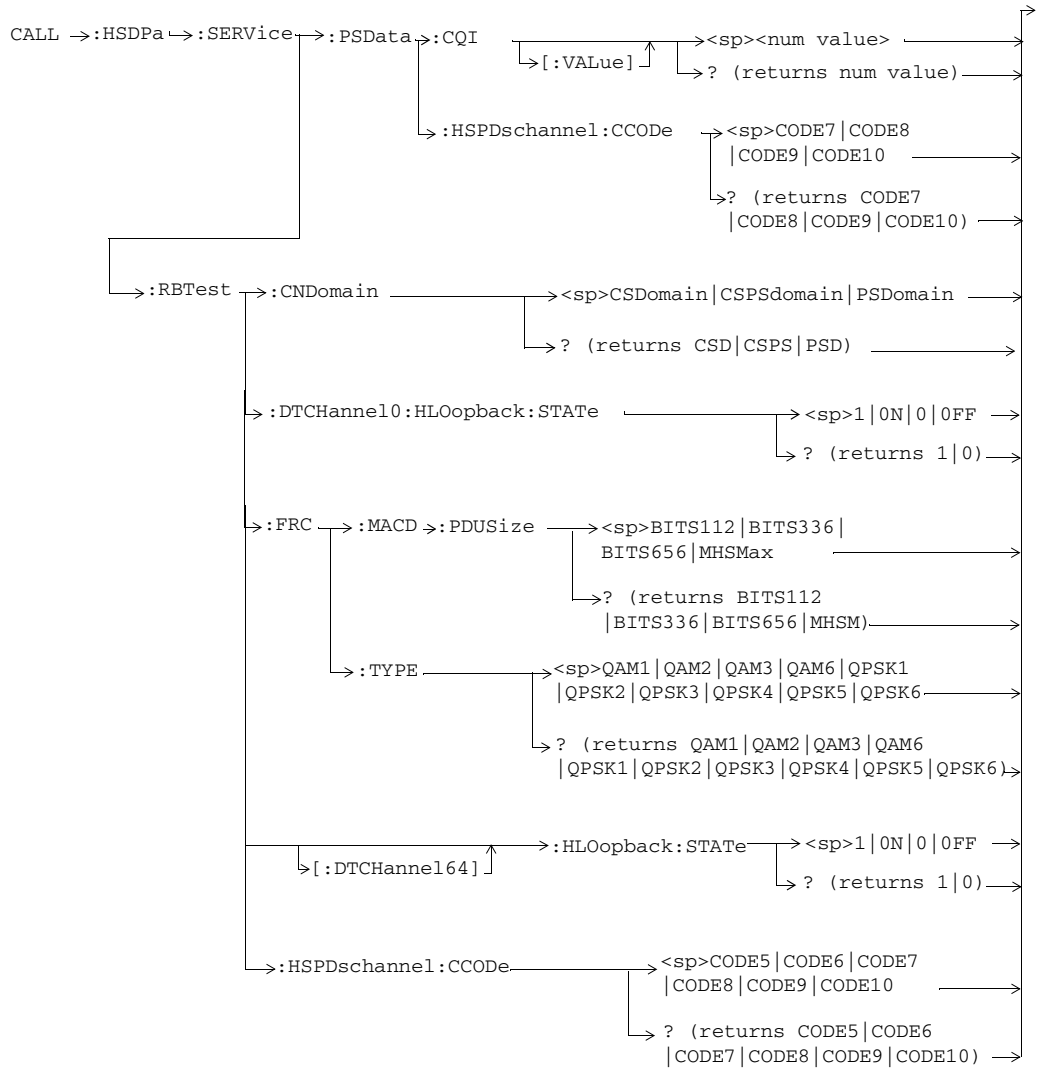
*This section is only applicable to the lab application or a feature-licensed test application.*



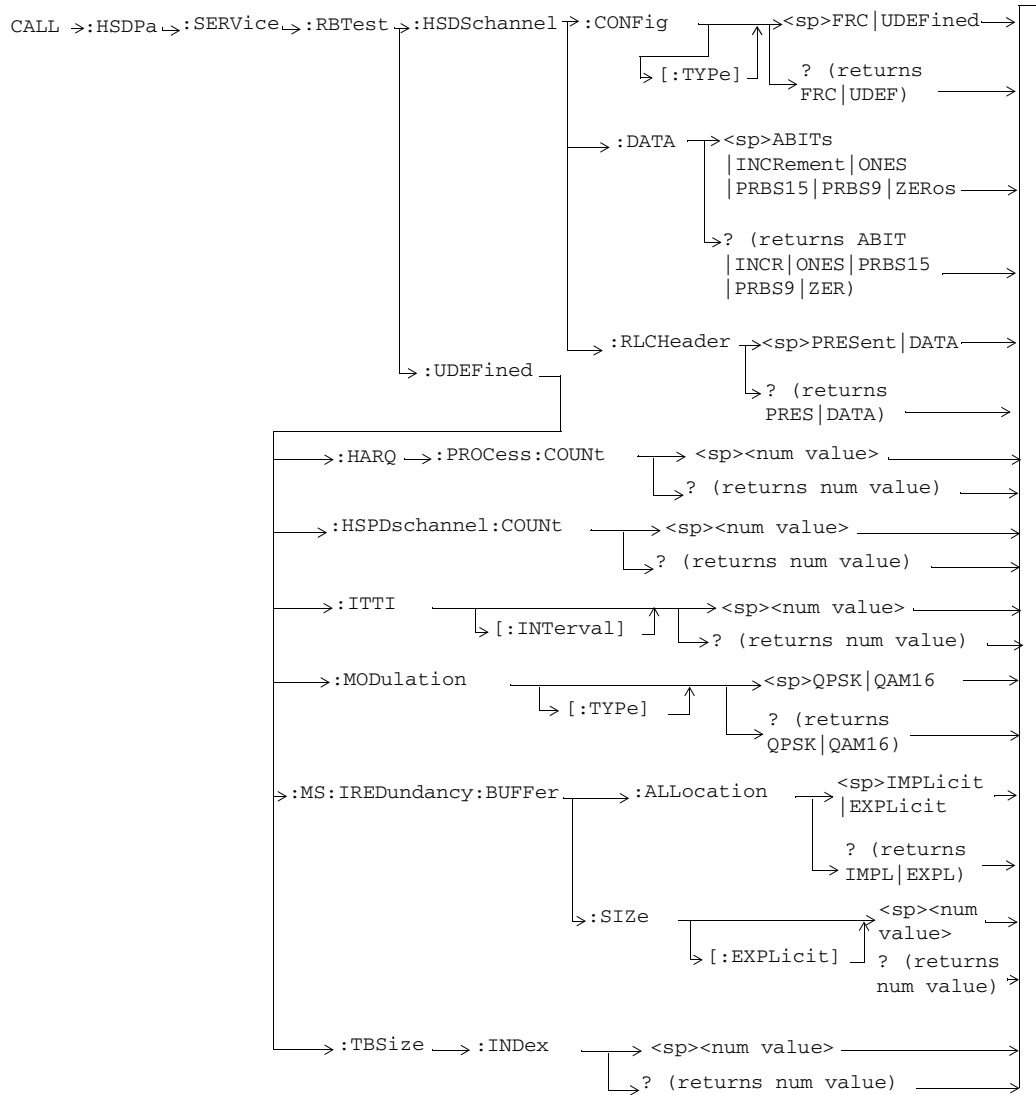
**GPIO Syntax for E1963A and E6703C/D/T**



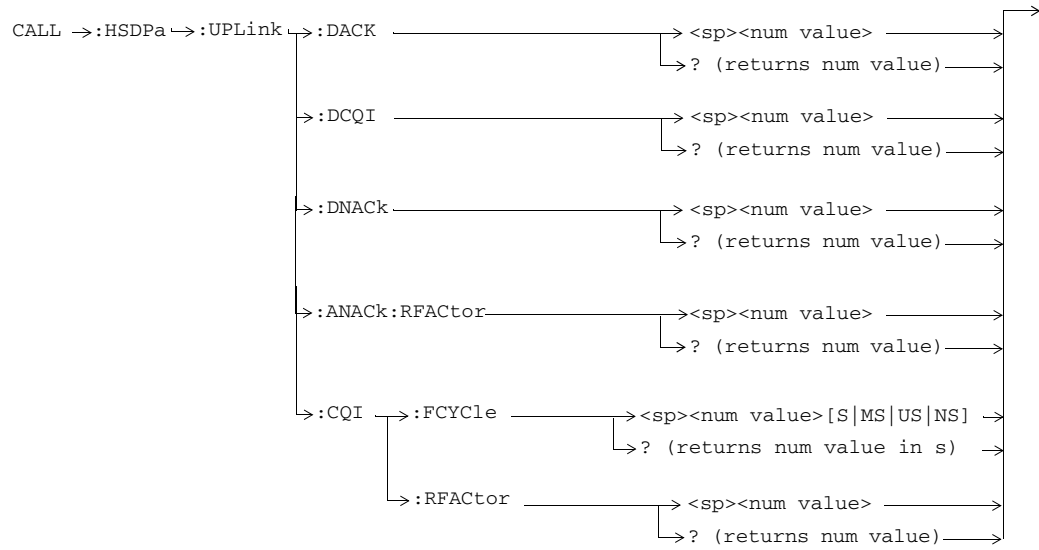
**GPiB Syntax for E1963A and E6703C/D/T**



**GPIO Syntax for E1963A and E6703C/D/T**



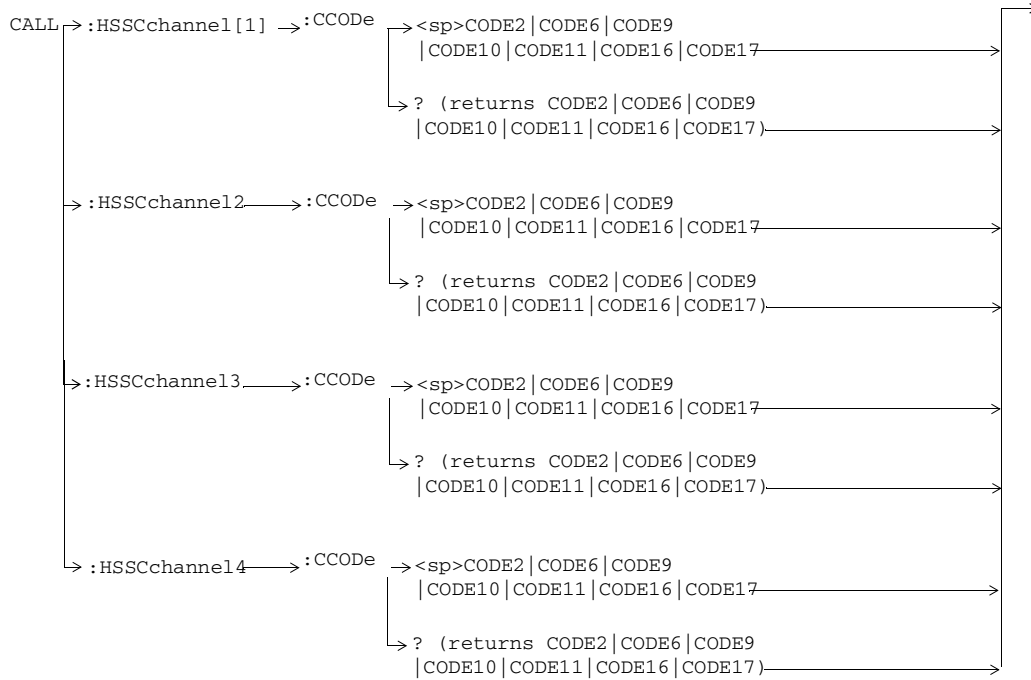
**GPiB Syntax for E1963A and E6703C/D/T**




**GPiB Syntax for E1963A and E6703C/D/T**

**CALL:HSSCchannel**

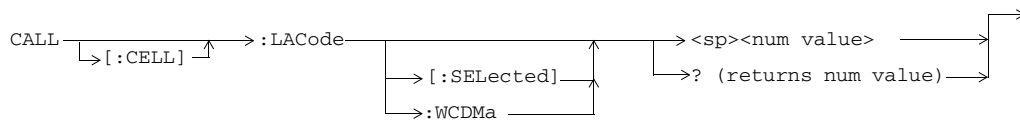
This section is only applicable to a feature-licensed test application.



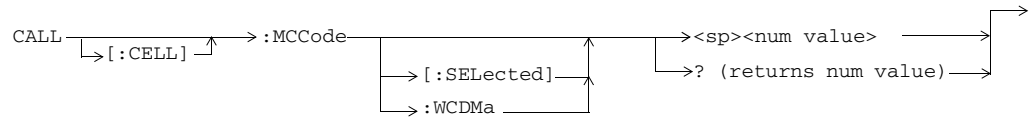
**CALL:IDENtity**



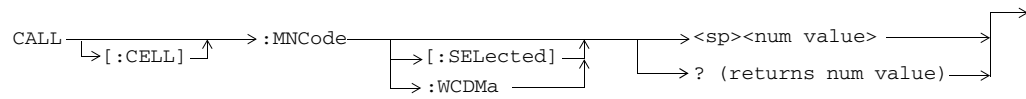
**CALL:LACode**



**CALL:MCCode**

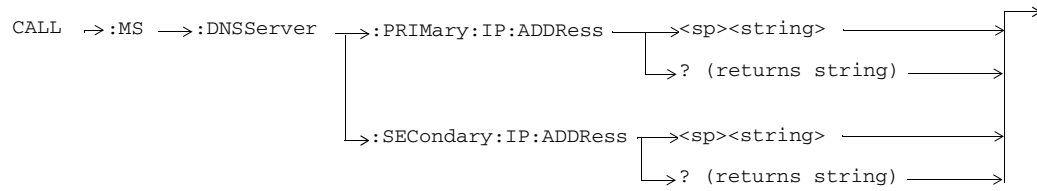


**CALL:MNCode**



**CALL:MS:DNSServer**

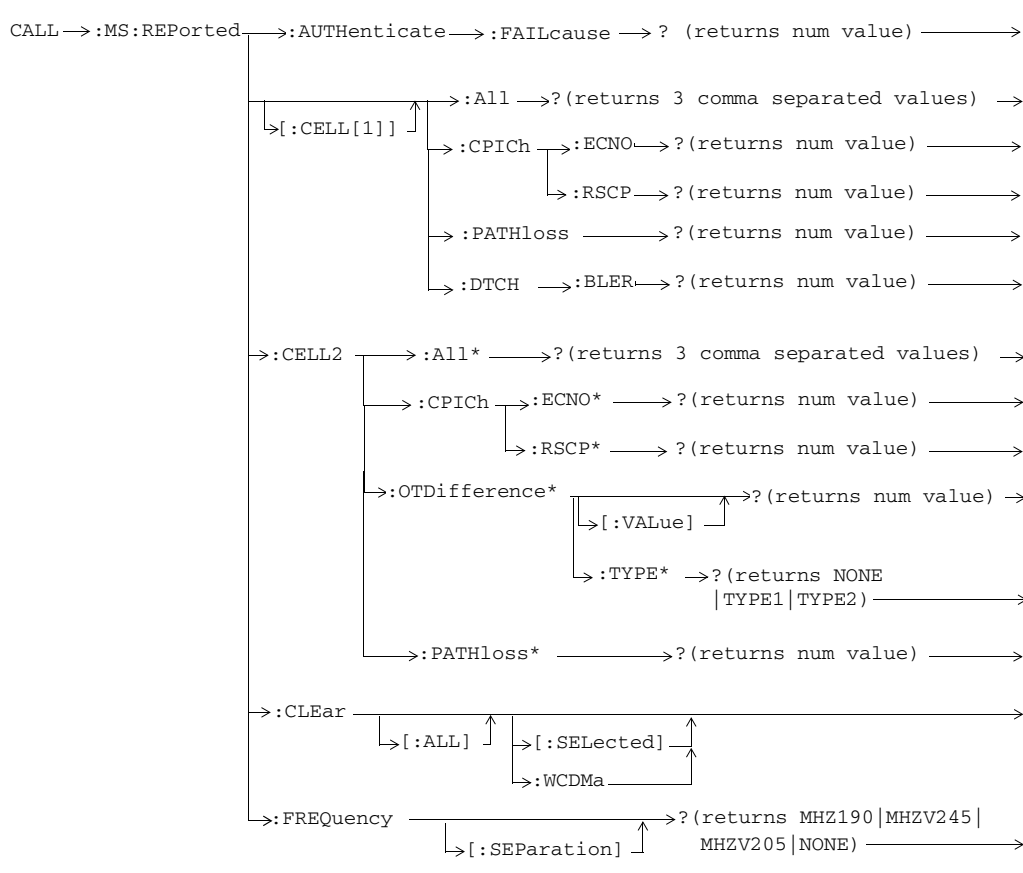
*This section is only applicable to the lab application.*








**CALL:MS:REPorted**




\* This query is only applicable to the lab application.

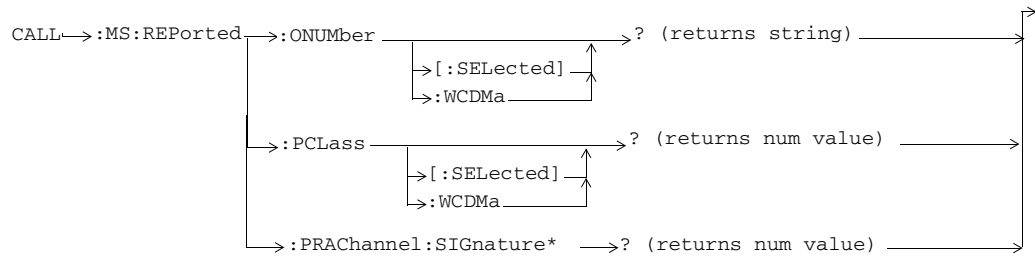


\* This query is only applicable to the lab application.

**GPIB Syntax for E1963A and E6703C/D/T**

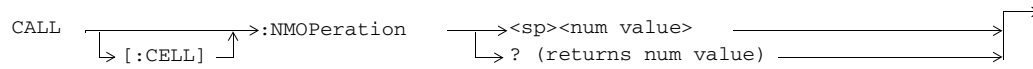


\* This command is only applicable to the lab application.

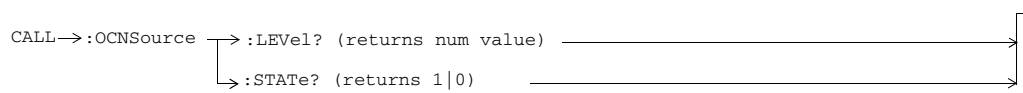


\* This command is only applicable to the lab application.

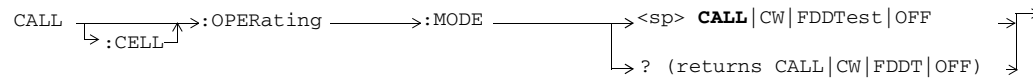
### CALL:NMOPeration




### CALL:OCNSource



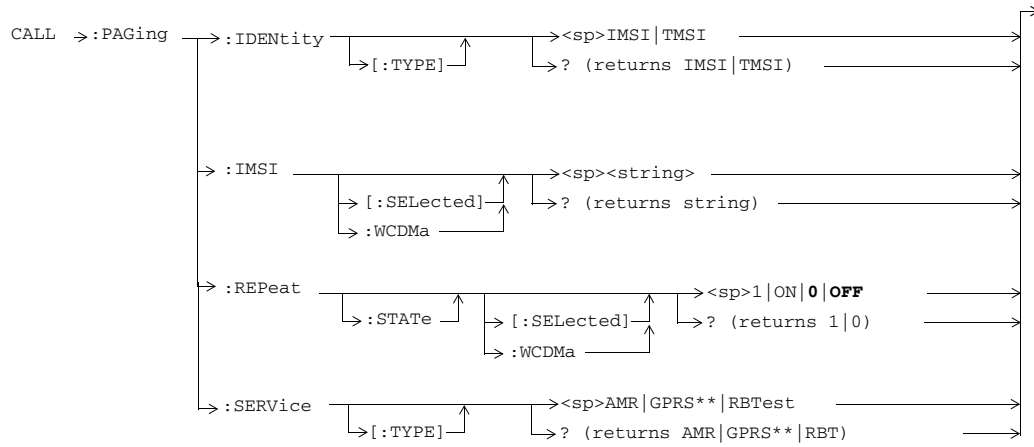
### CALL:OPERating



### CALL:ORIGinate

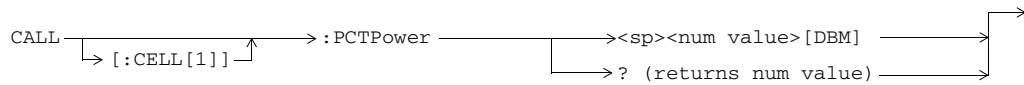


**CALL:PAGing**

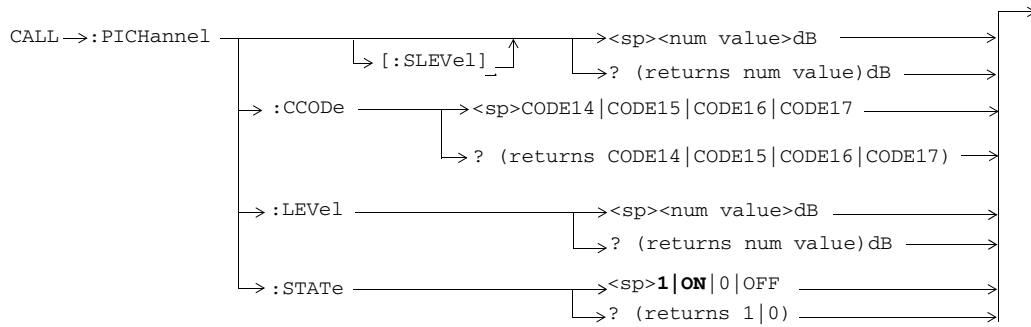


\*\* This setting/query return is only applicable to the lab application.

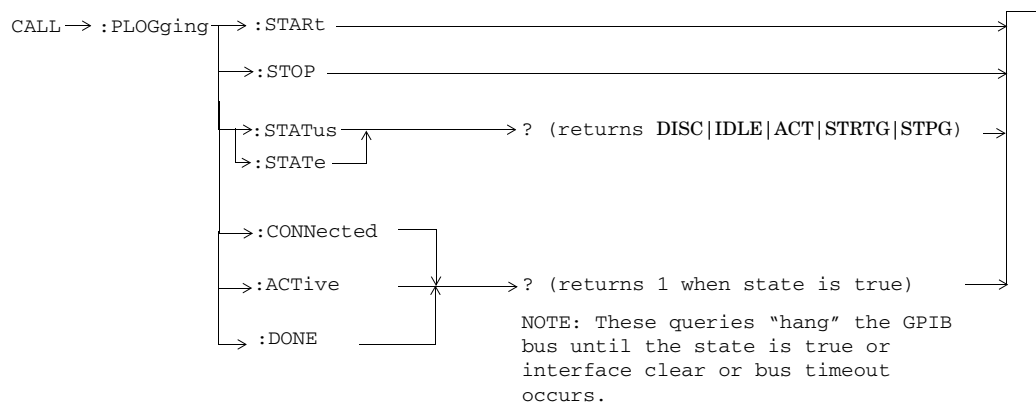
**CALL:PCTPower**



**CALL:PICHannel**



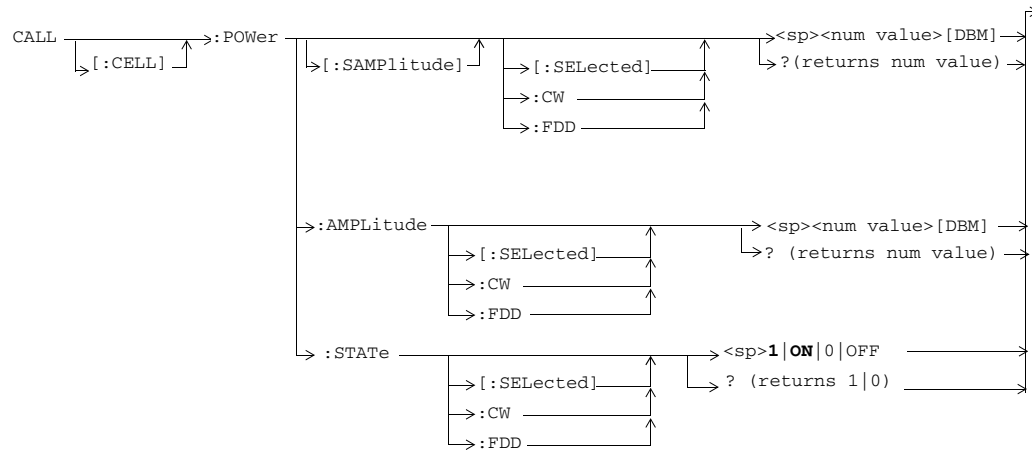
**CALL:PLOGging**




All commands shown in this diagram are only applicable to the lab application.



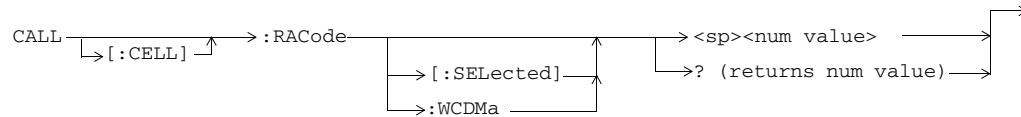
**CALL:POWer**



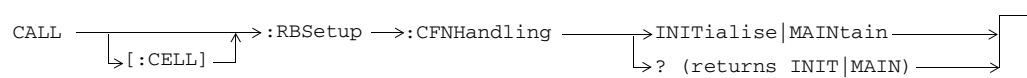
**CALL:PSDomain**



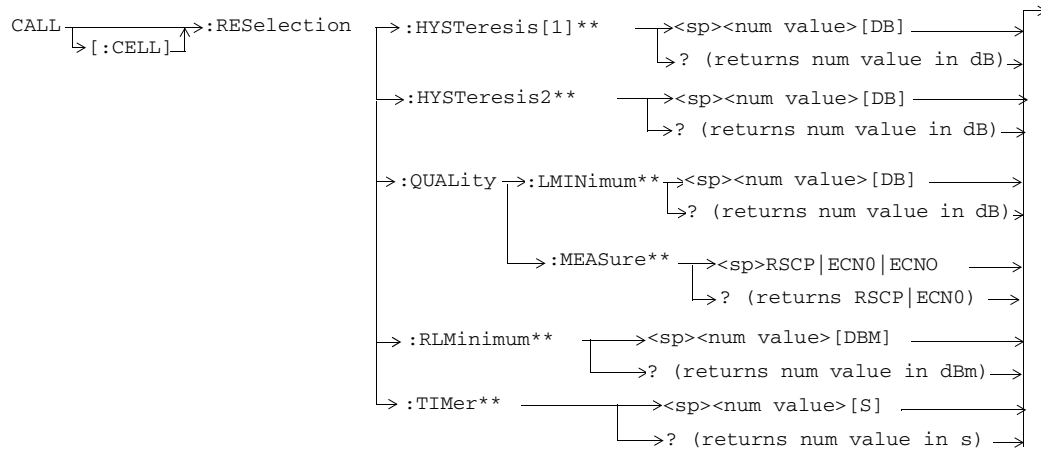
**CALL:RACode**



**CALL:RBSetup**

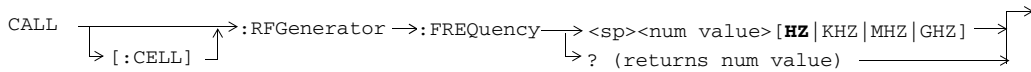


**CALL:RESElection**

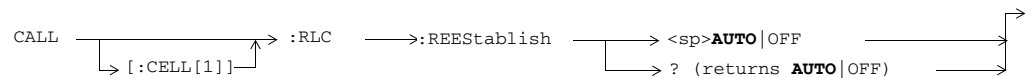


\*\* Only applicable to the E6703D

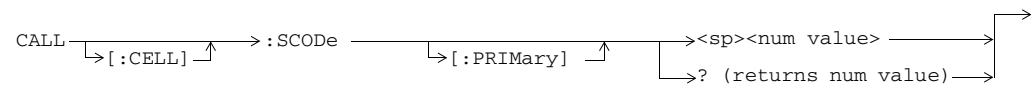
**CALL:RFGenerator**



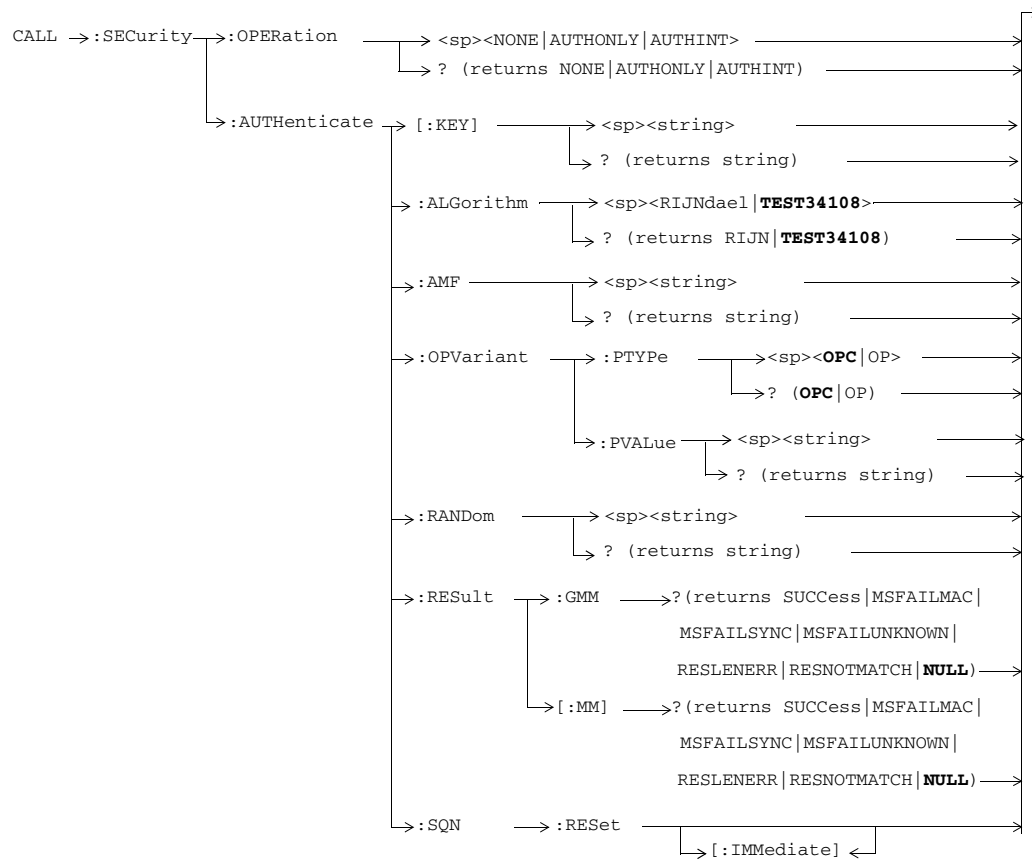
**CALL:RLC**



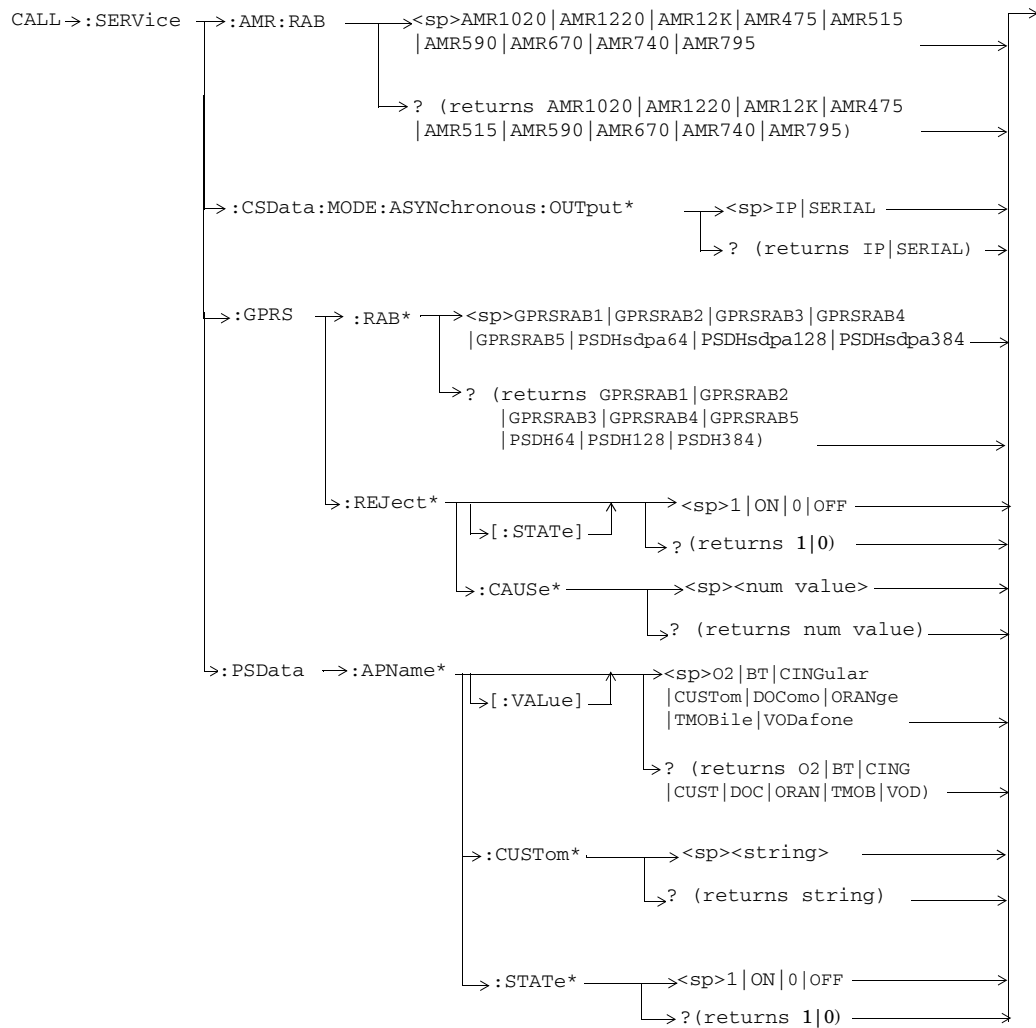
**CALL:SCODE**



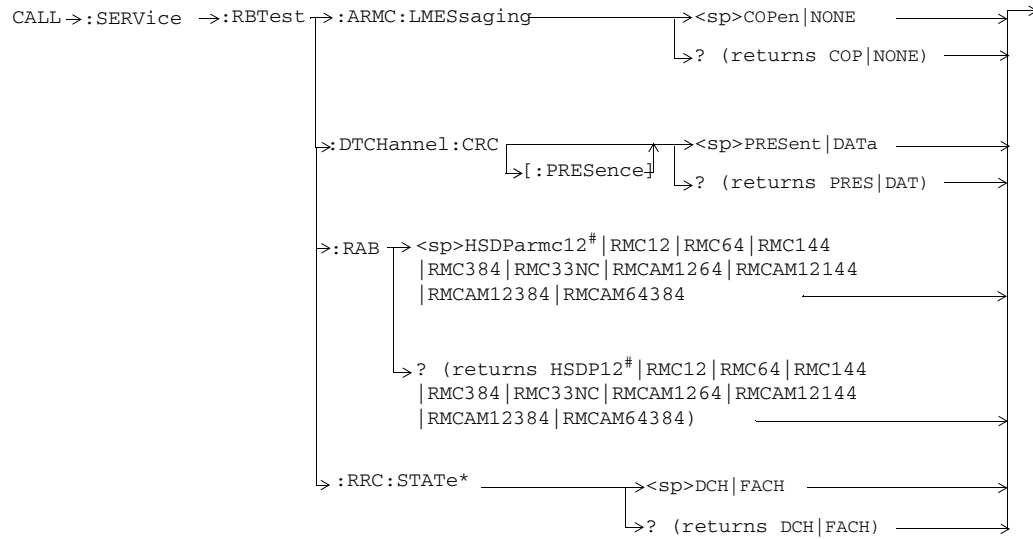
**CALL:SECurity**



**CALL:SERvice**



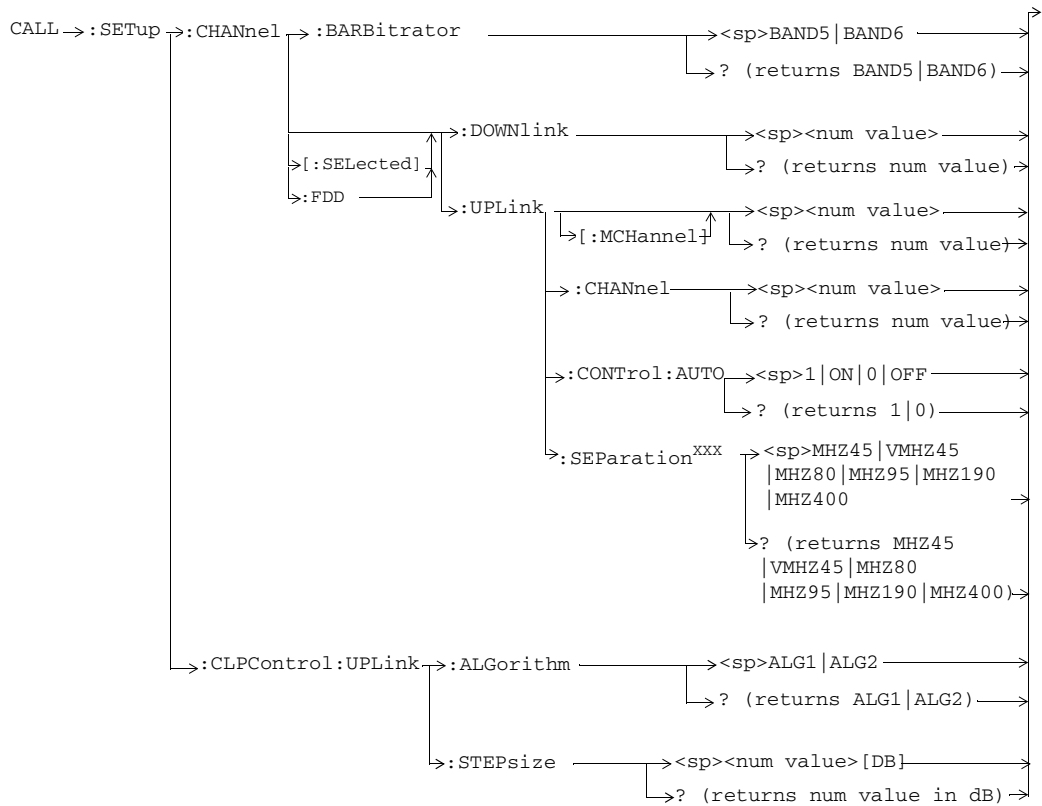
\* Only applicable to the lab application.




\* Only applicable to the lab application.

# Only applicable to the lab application or feature-licensed test application.

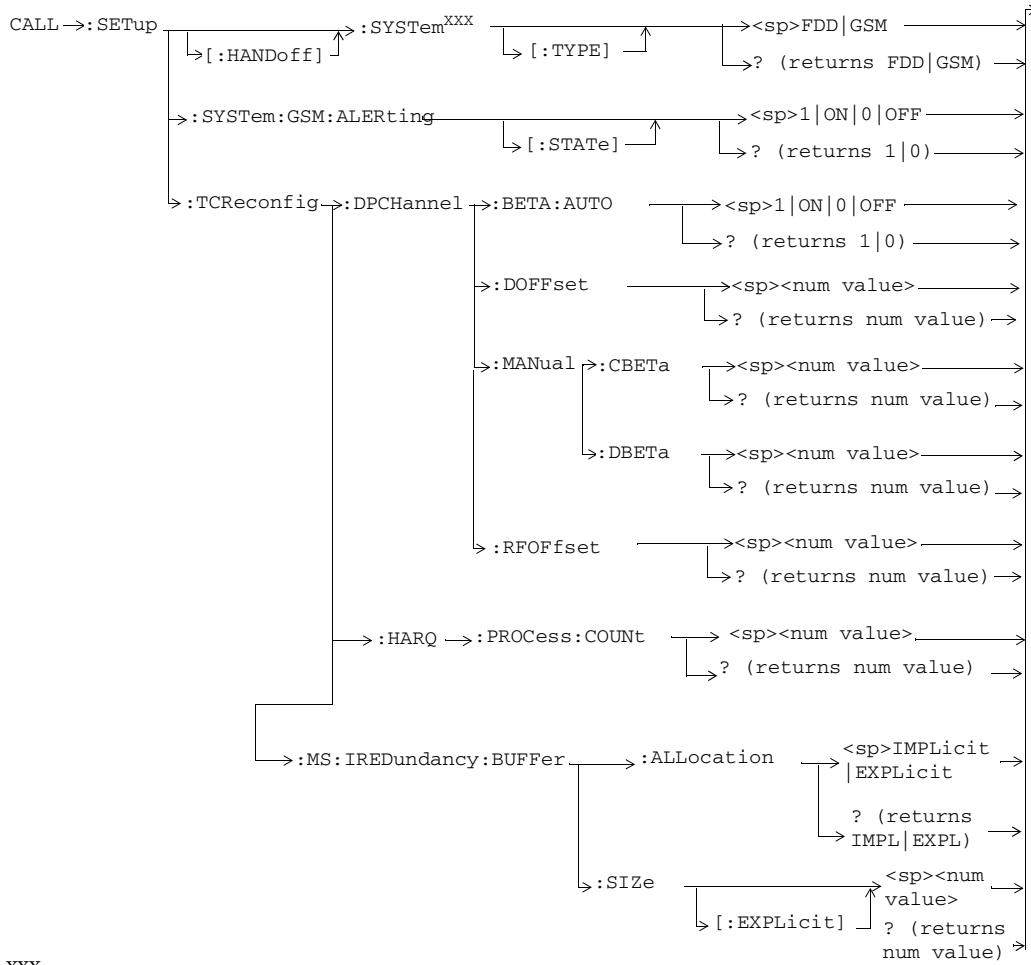
**CALL:SETup**



xxx This command is obsolete.

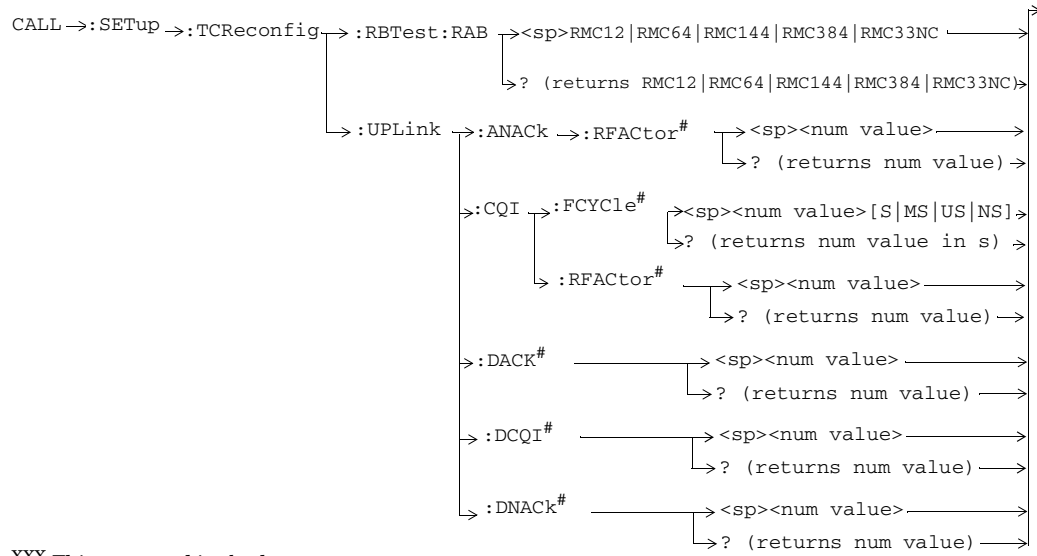


**GPiB Syntax for E1963A and E6703C/D/T**



<sup>xxx</sup> This command is obsolete.

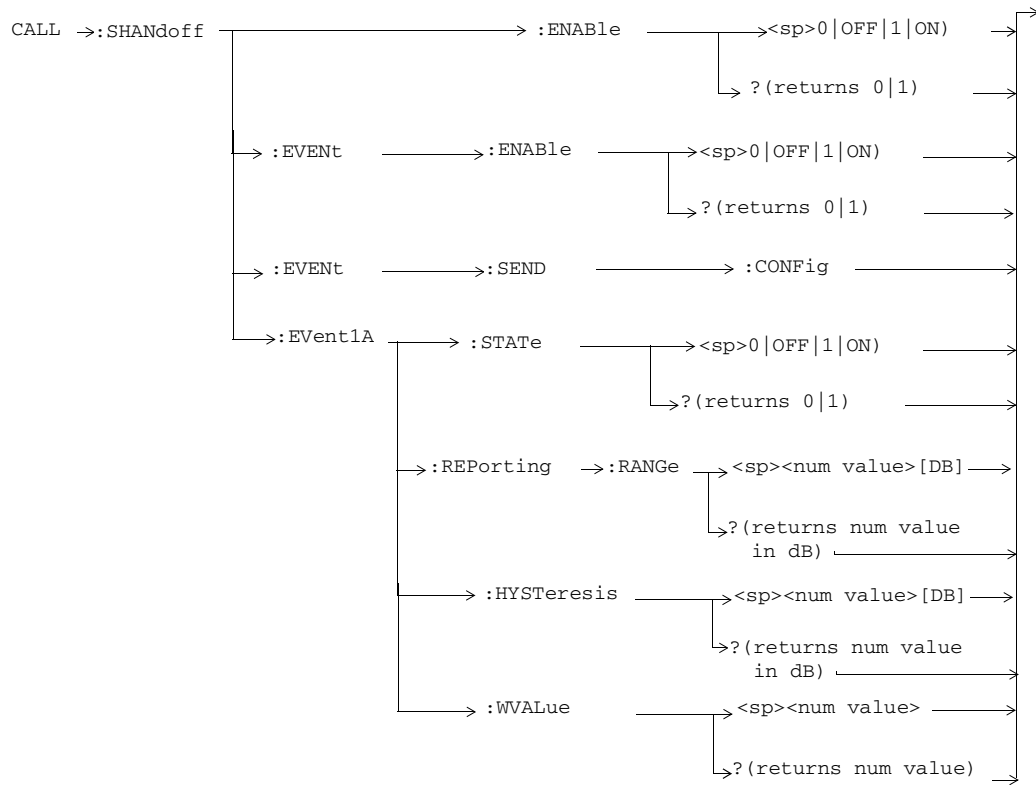




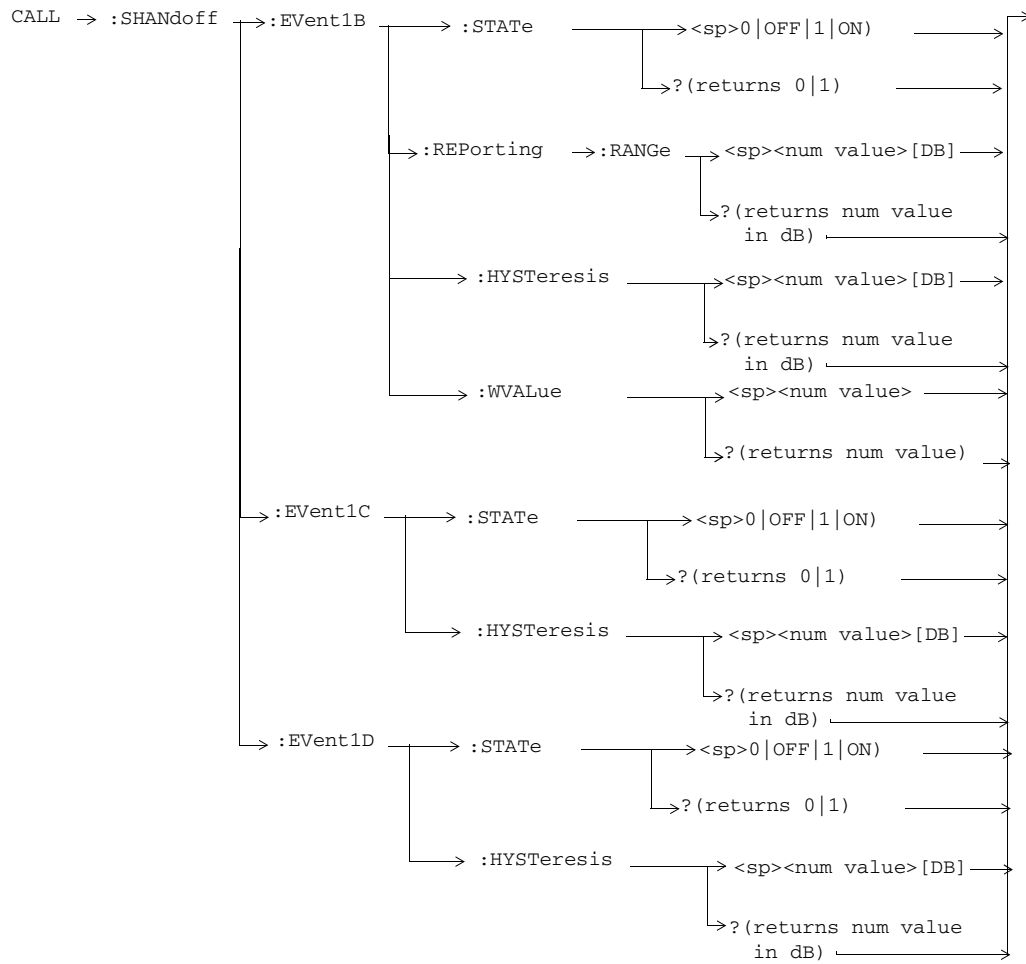
XXX This command is obsolete.

# Only applicable to the lab application or feature-licensed test application

**CALL:SHANdoff**

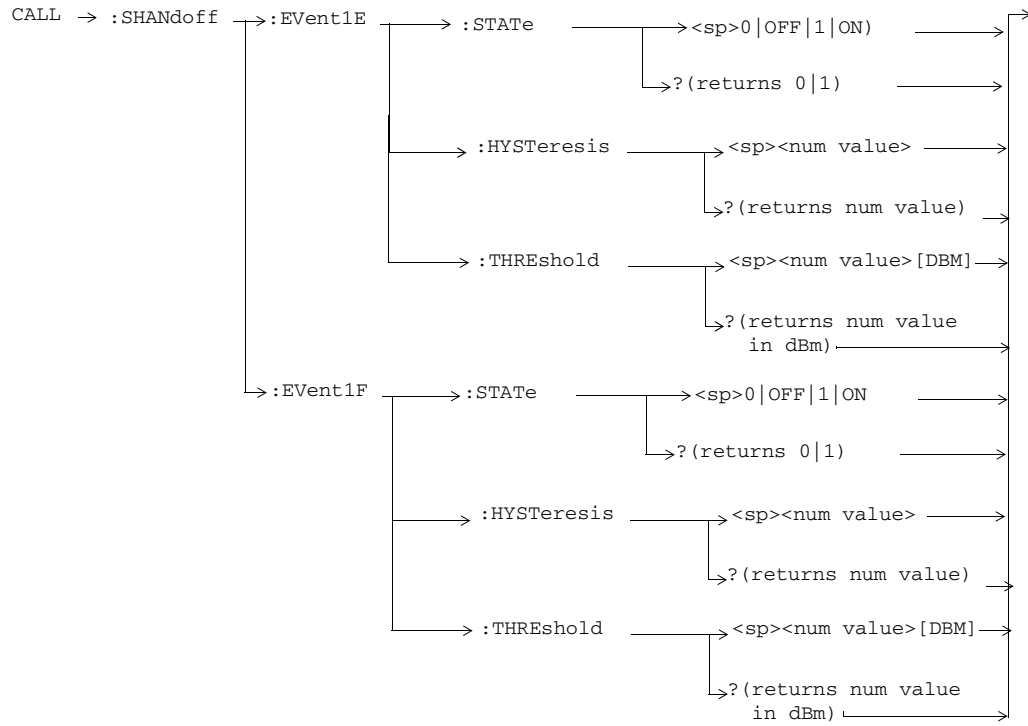


All commands shown in this diagram are only applicable to the lab application.



All commands shown in this diagram are only applicable to the lab application.

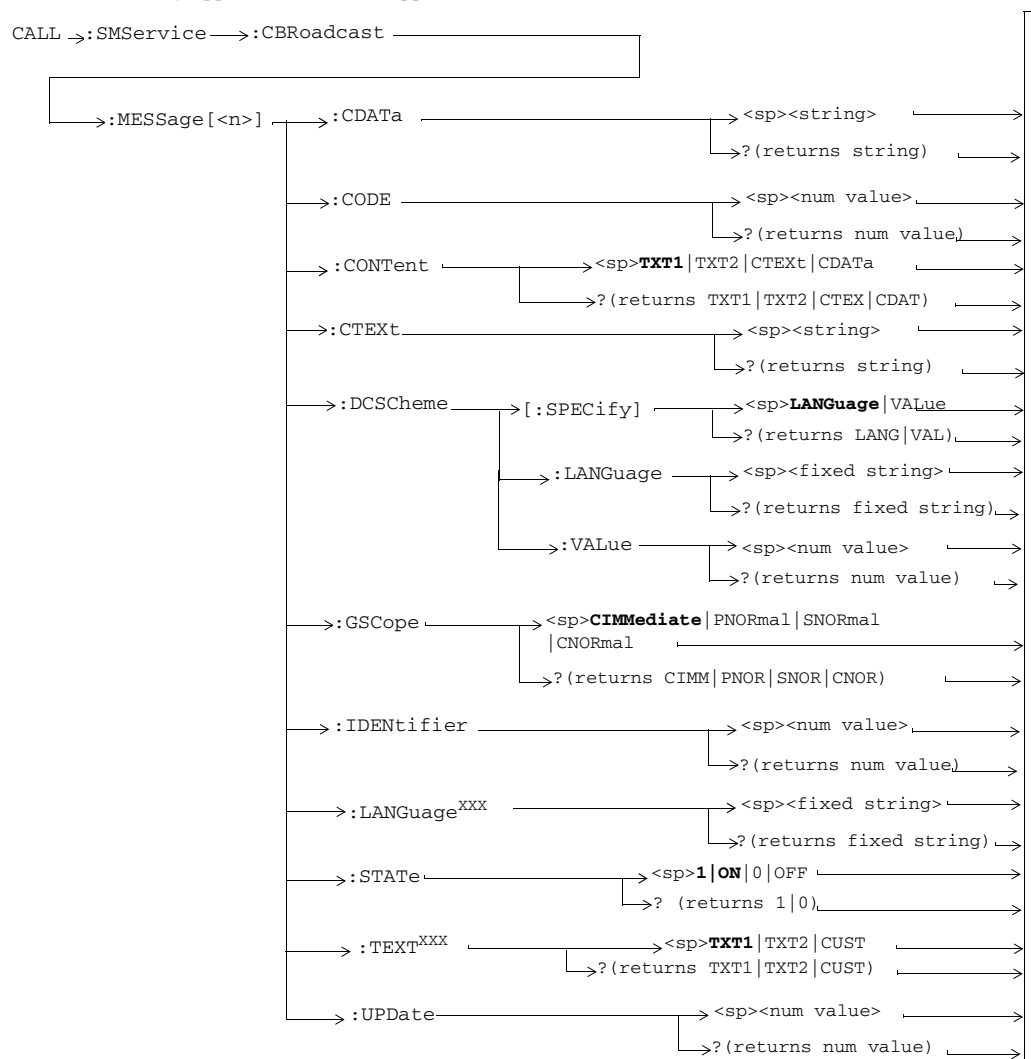
**GPIB Syntax for E1963A and E6703C/D/T**



All commands shown in this diagram are only applicable to the lab application.

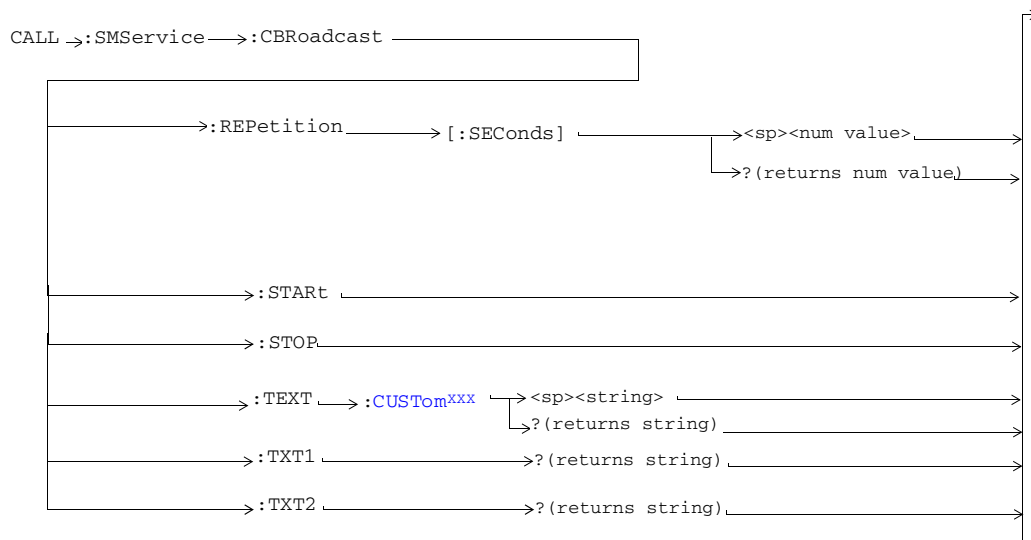
### CALL:SMSERVICE

This section is only applicable to the lab application.

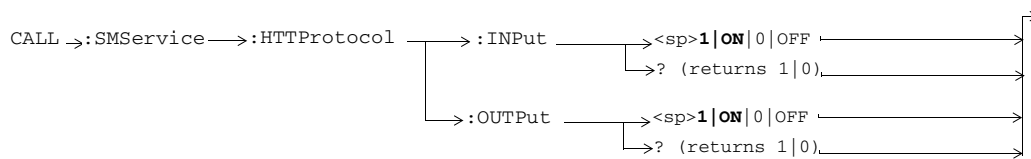



<sup>xxx</sup>These commands are obsolete.

**GPIB Syntax for E1963A and E6703C/D/T**

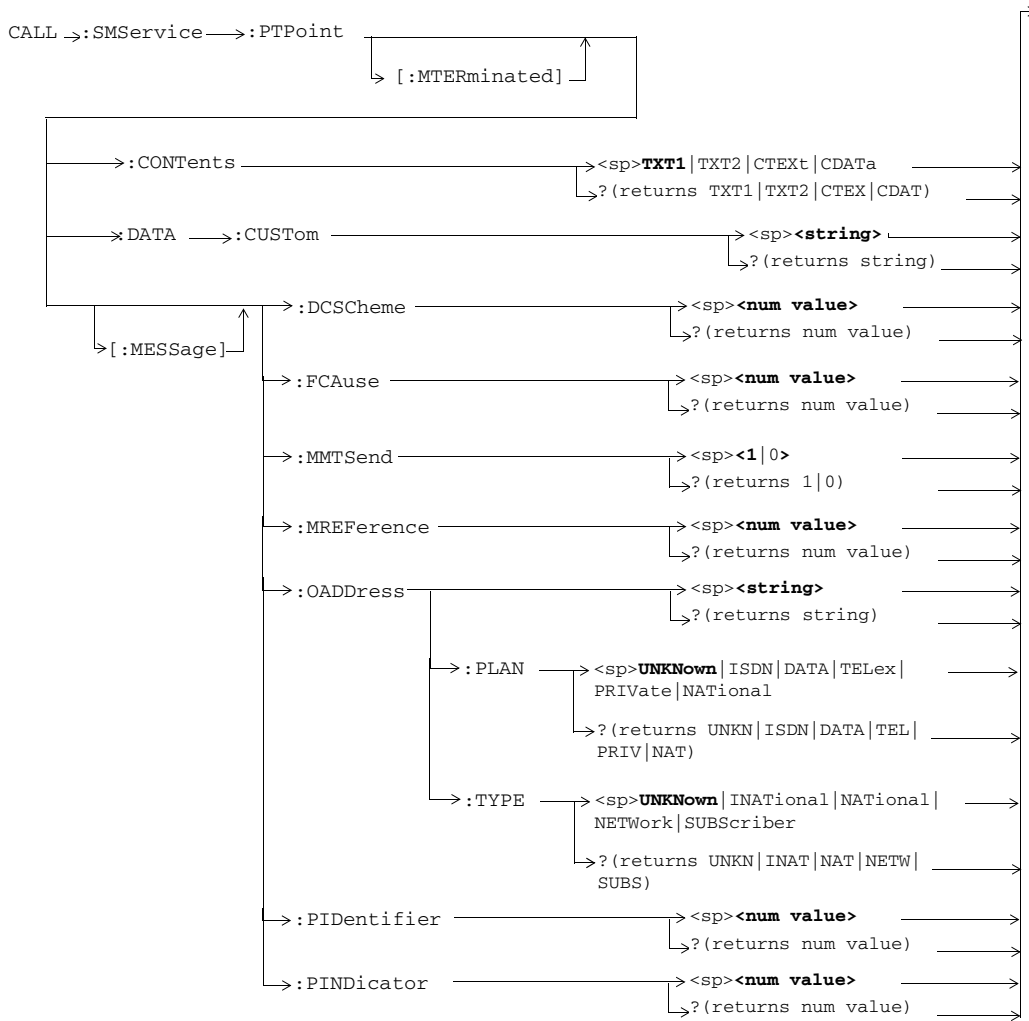


<sup>xxx</sup>These commands are obsolete.

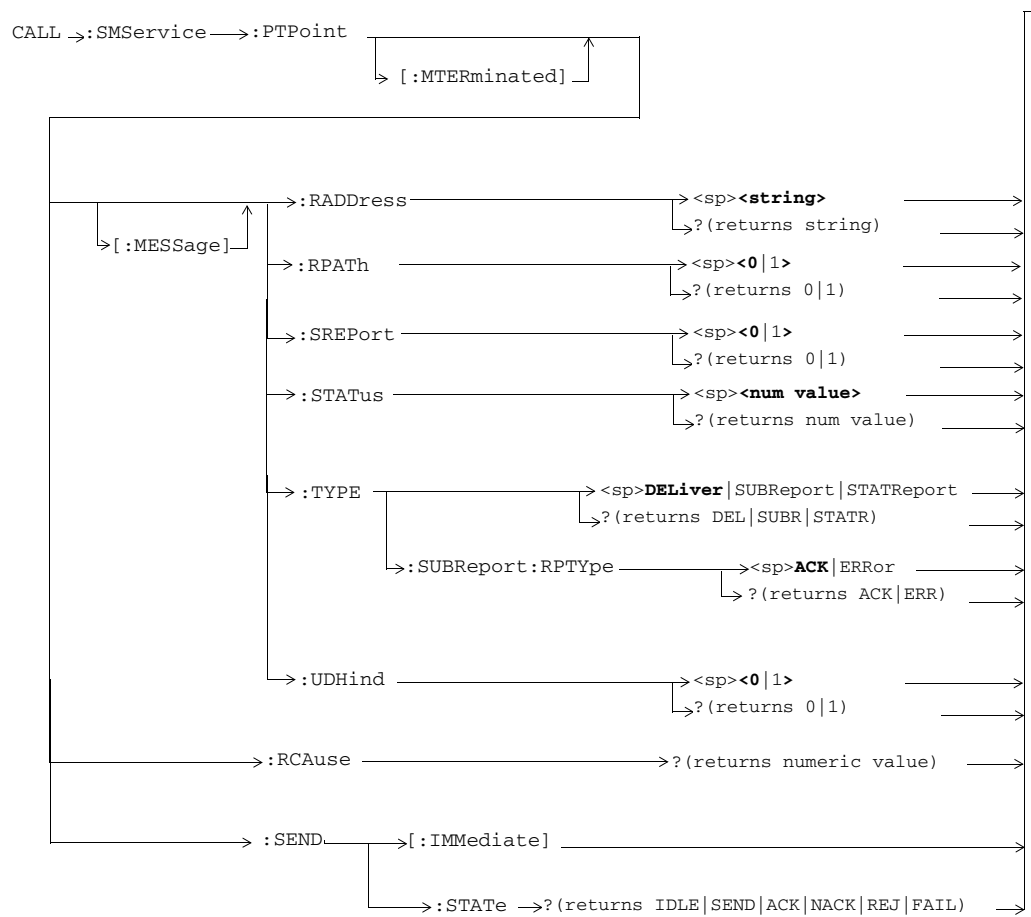




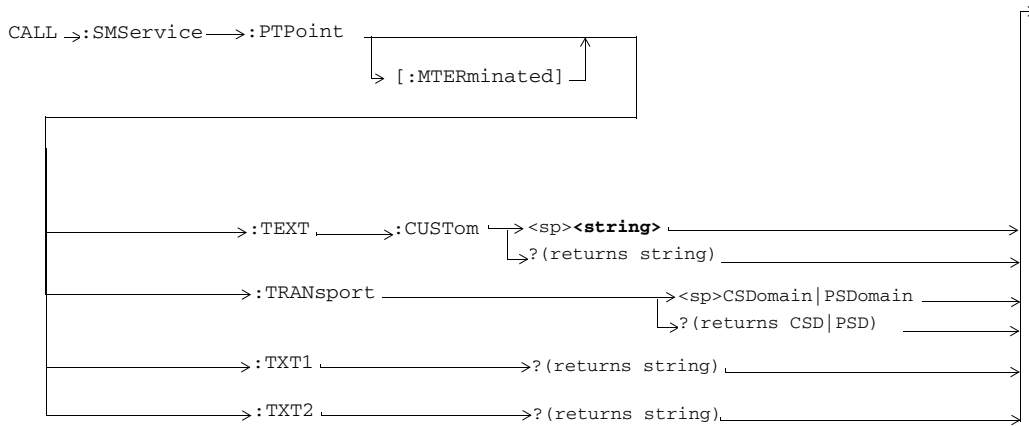
GPIB Syntax for E1963A and E6703C/D/T



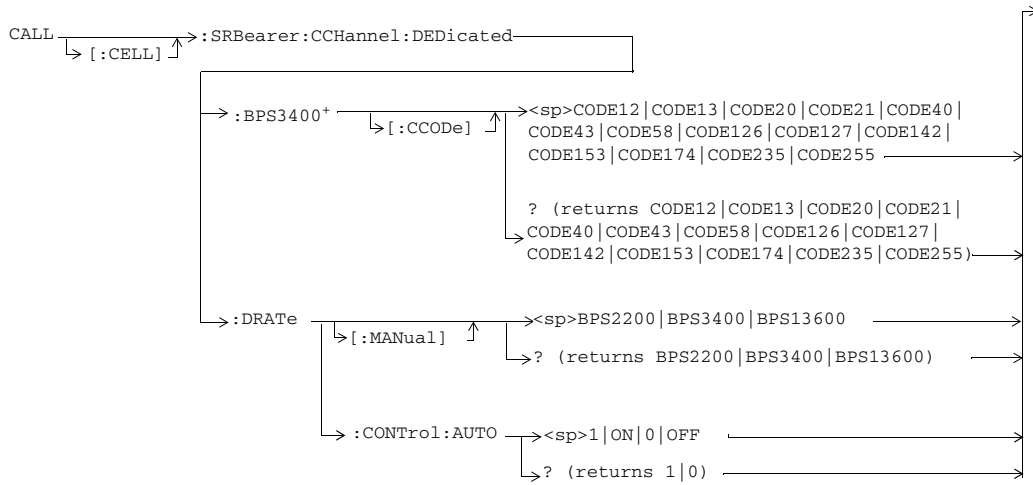




**GPIB Syntax for E1963A and E6703C/D/T**



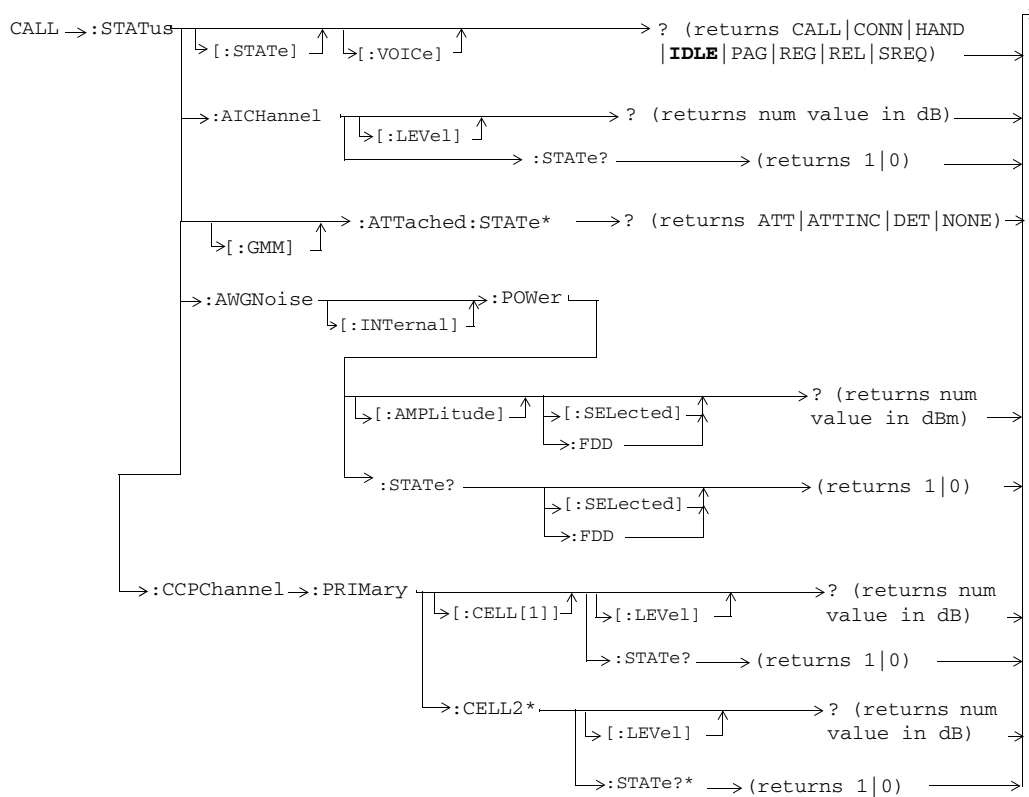
**CALL:SRBearer**



+ This command is only applicable to the test application.

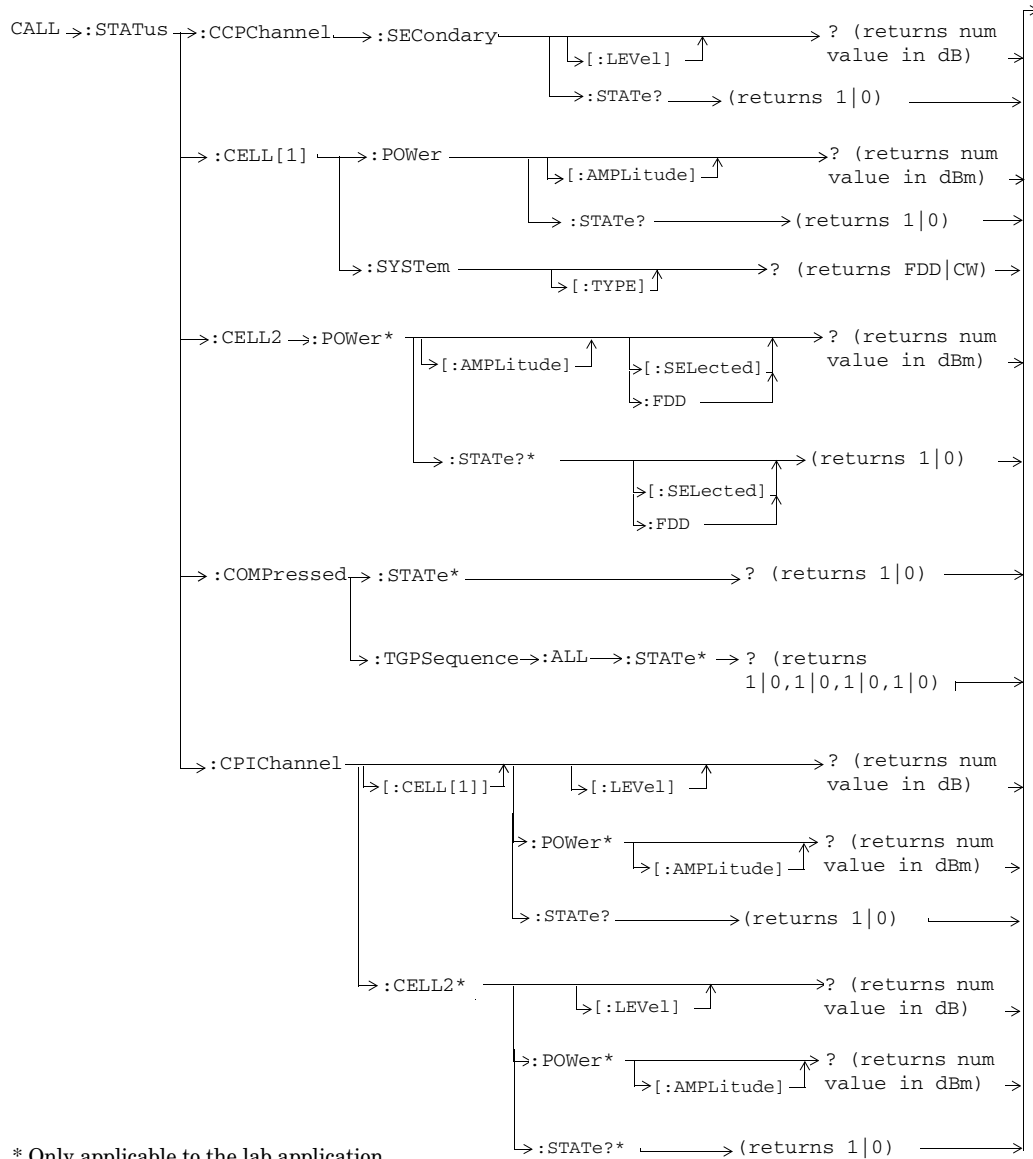
## CALL:STATus

**NOTE** The CALL:STATus commands are query only. They return values that indicate the test set's actual hardware settings. Actual hardware settings can differ from settings the user has entered, most frequently due to an error condition. When no error conditions exist, the commands used to enter values return the same results as the commands used to query actual hardware settings. For example, "CALL:AWGNoise:POWer?" returns the same value as "CALL:STATus:AWGNoise:POWer?" when no error conditions exist.

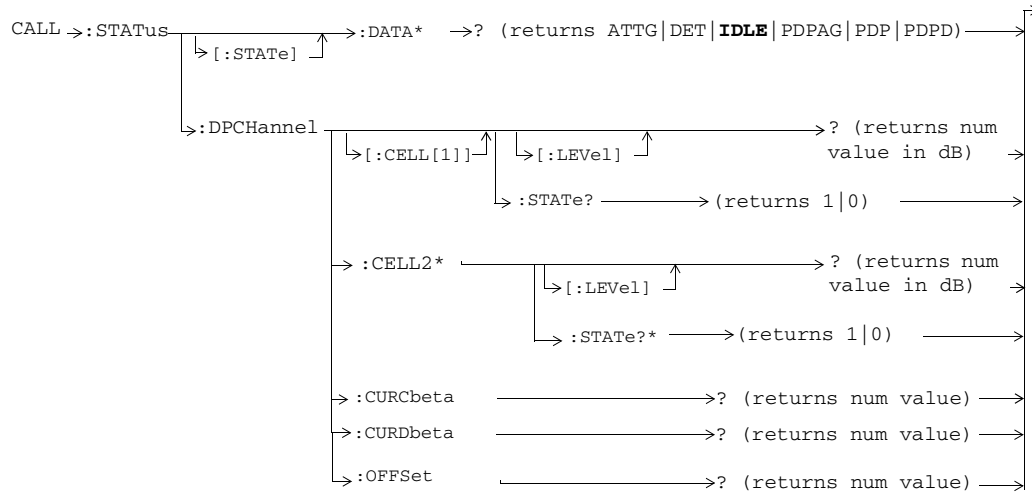


\* Only applicable to the lab application.

**GPIB Syntax for E1963A and E6703C/D/T**




\* Only applicable to the lab application.

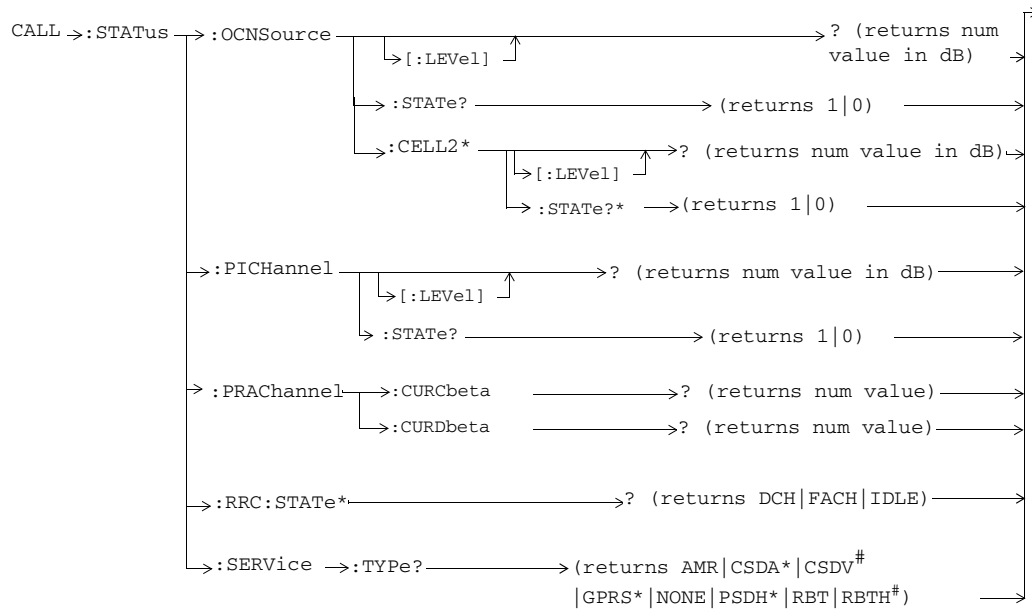


\* Only applicable to the lab application.

**GPIB Syntax for E1963A and E6703C/D/T**



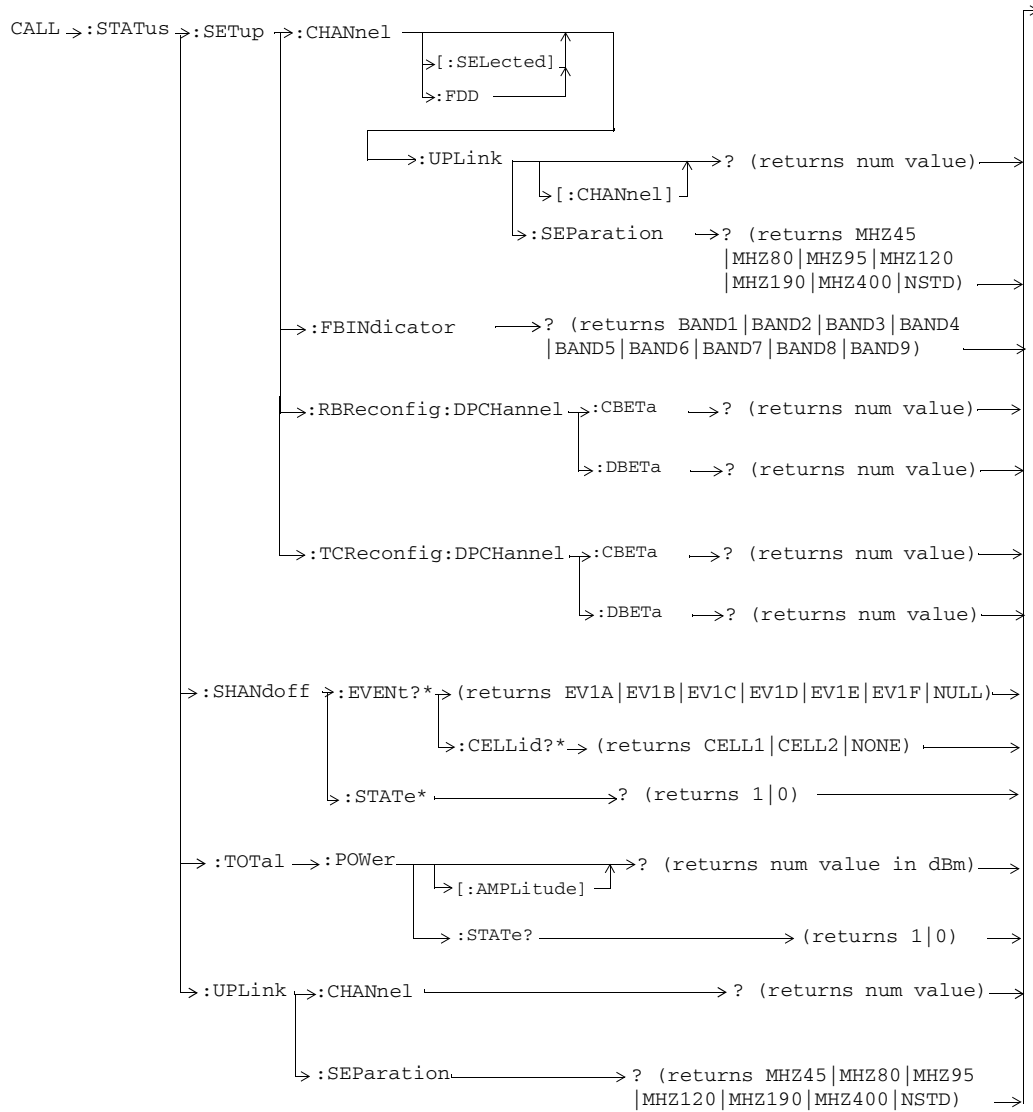
# Only applicable to the lab application or feature-licensed test application.



\* Only applicable to the lab application.

# Only applicable to the lab application or feature-licensed test application.

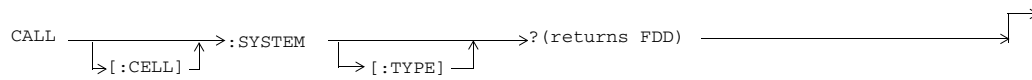
**GPiB Syntax for E1963A and E6703C/D/T**



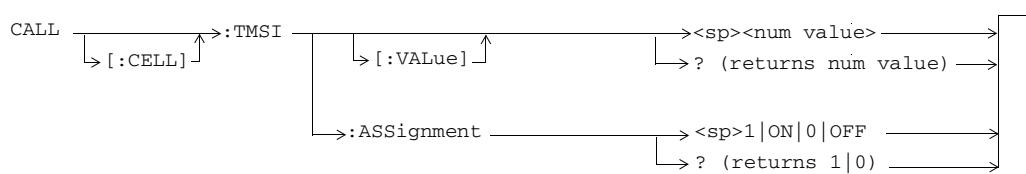
\* Only applicable to the lab application.



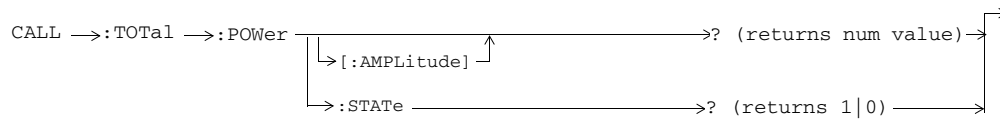
**CALL:SYSTem**



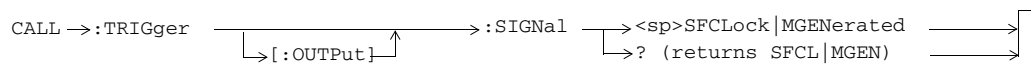
**CALL:TMSI**



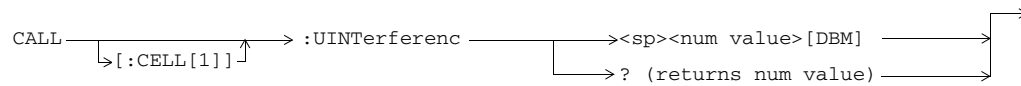
**CALL:TOTal:POWer**



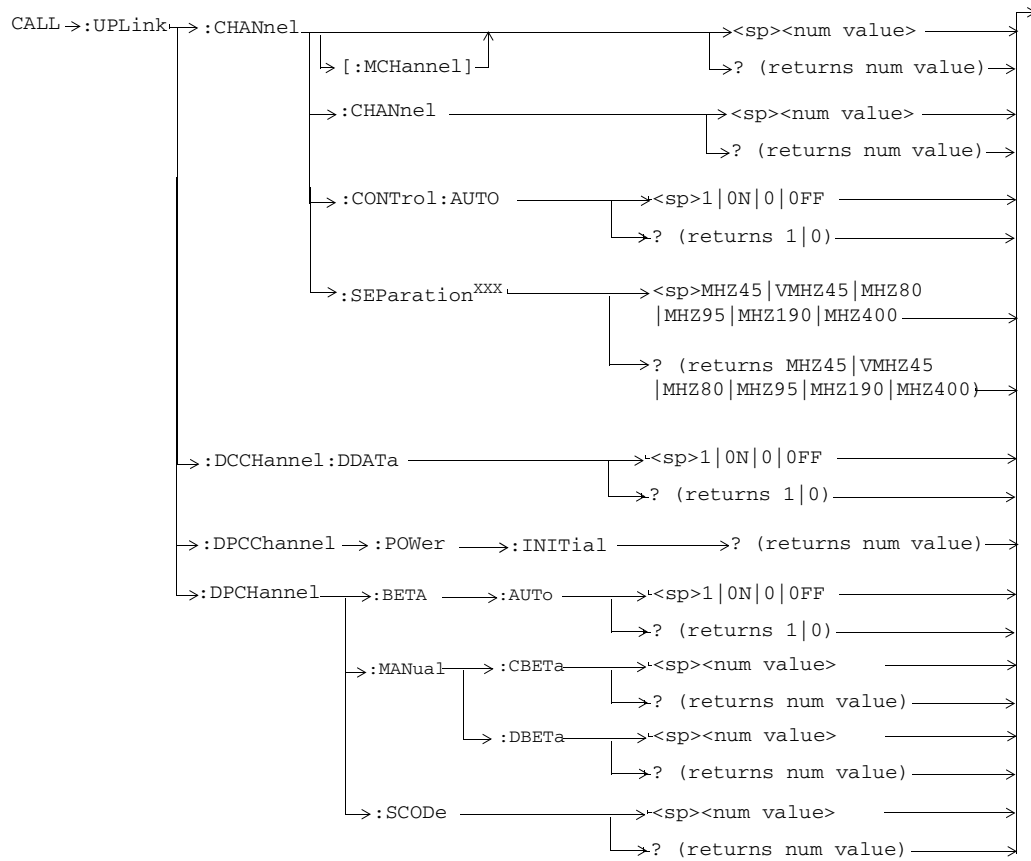
**CALL:TRIGger**



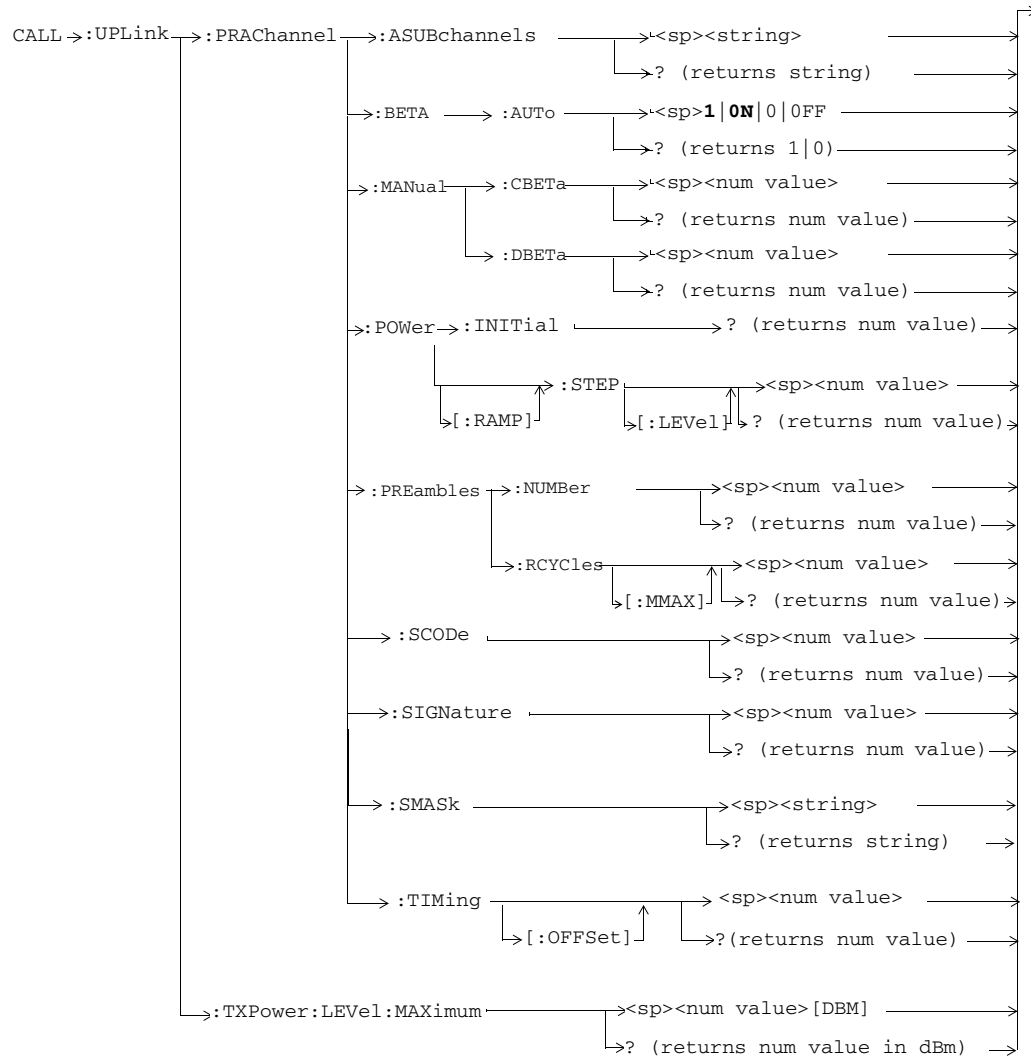
**CALL:UINTerferenc**



**CALL:UPLink**

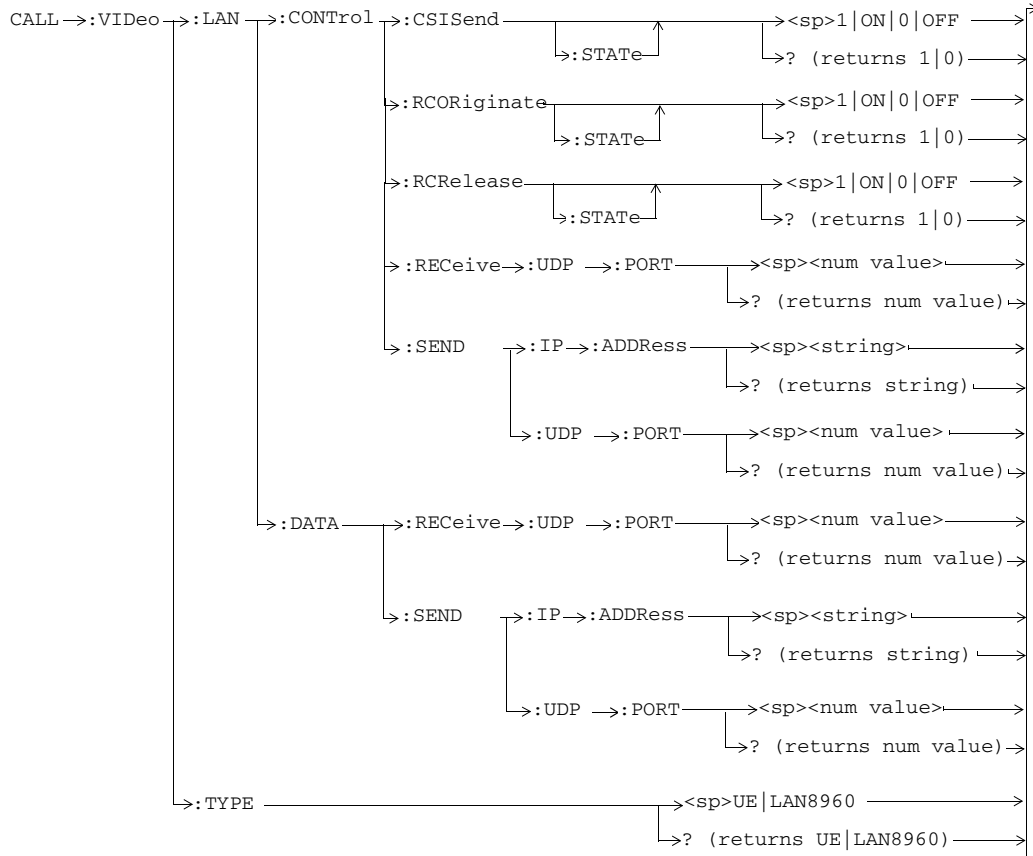


<sup>xxx</sup> This command is obsolete.

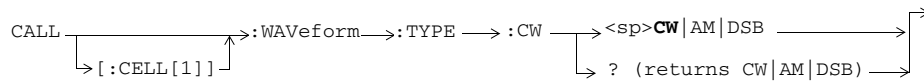


**CALL:VIDeo**

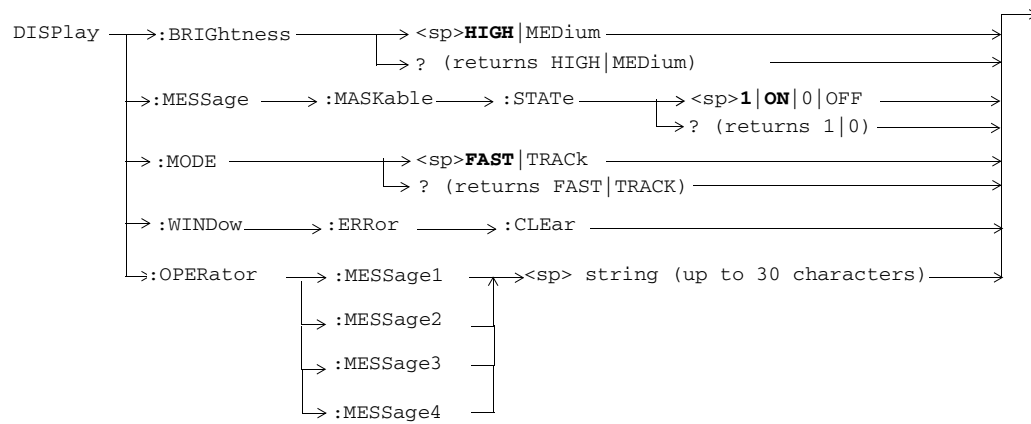
*This section is only applicable to the lab application.*



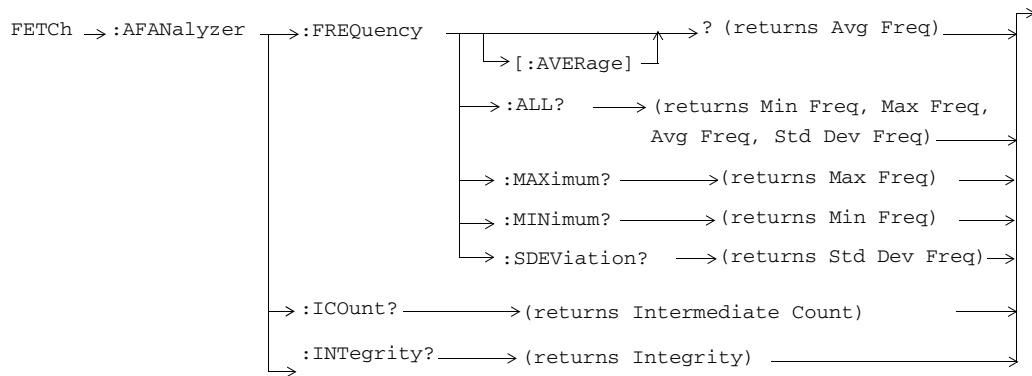
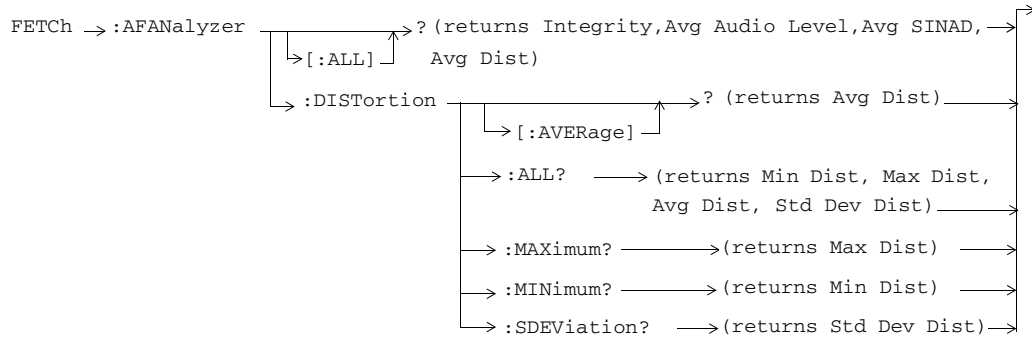
**CALL:WAVeform**


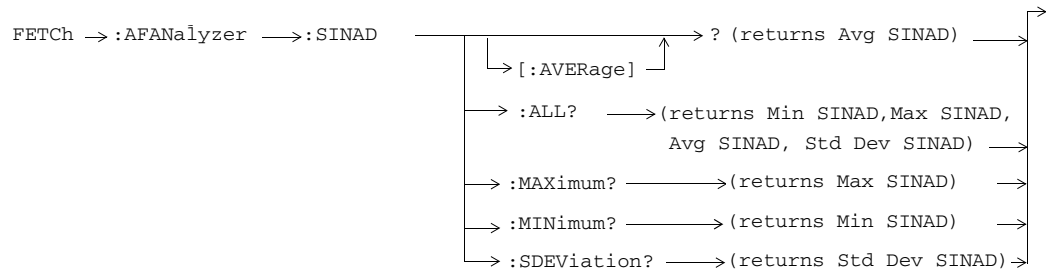


**DISPlay**

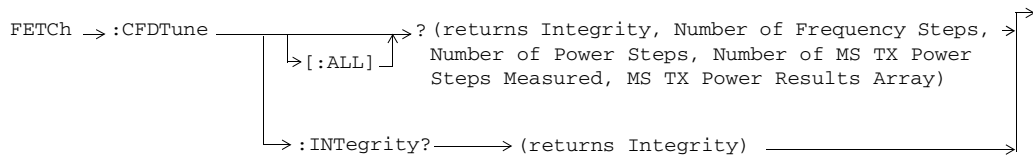


**FETCH:AFANalyzer**

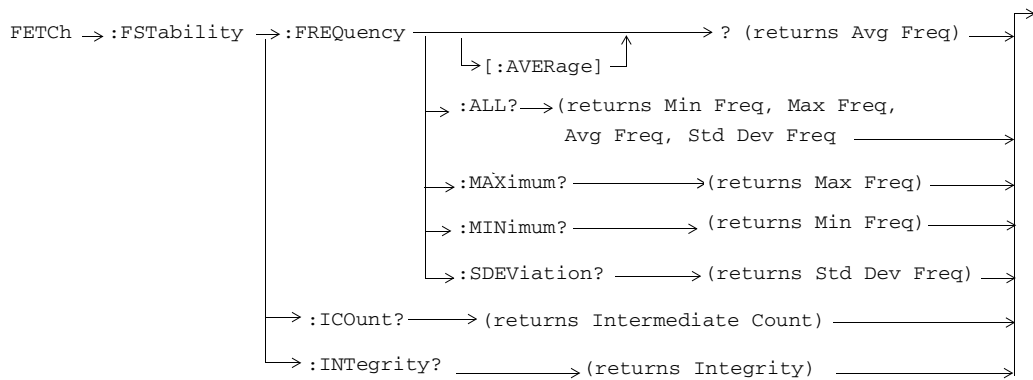
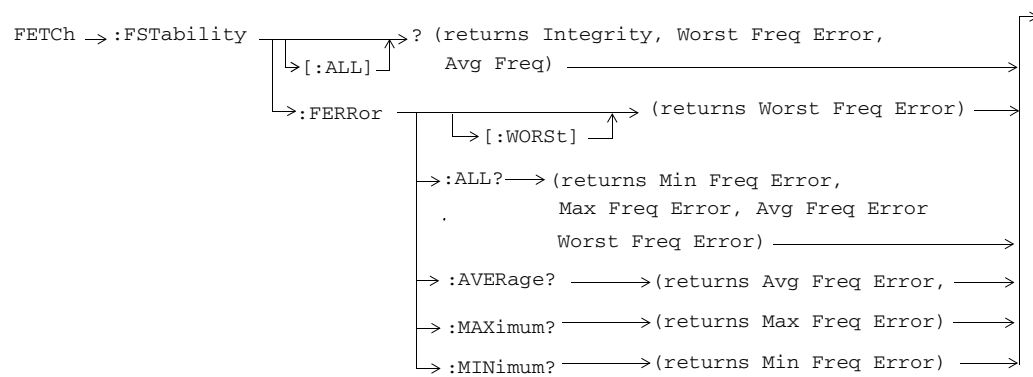




**FETCH:CFDTune**



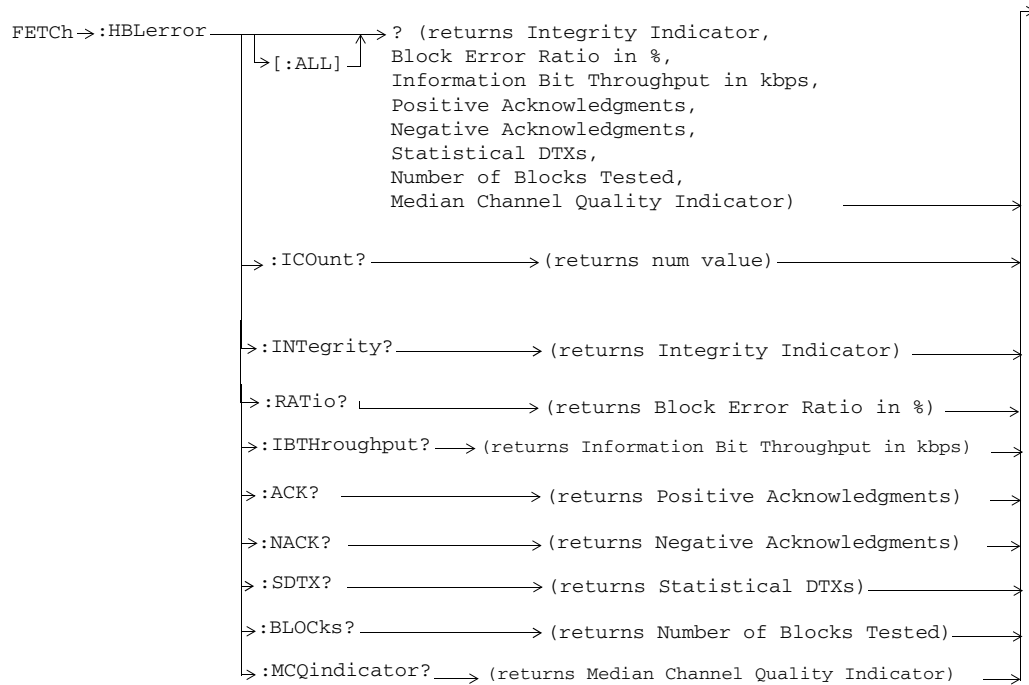
**FETCH:FSTability**



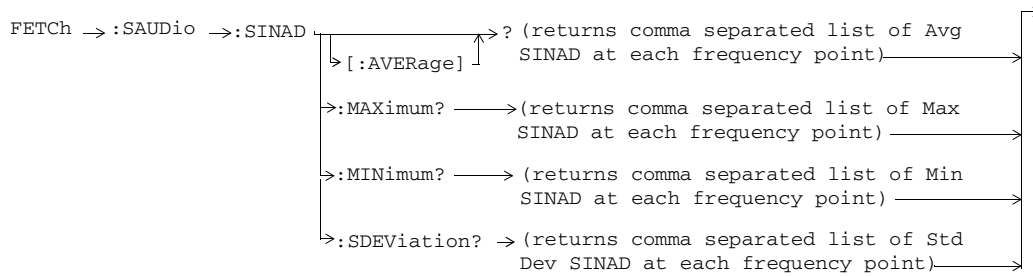
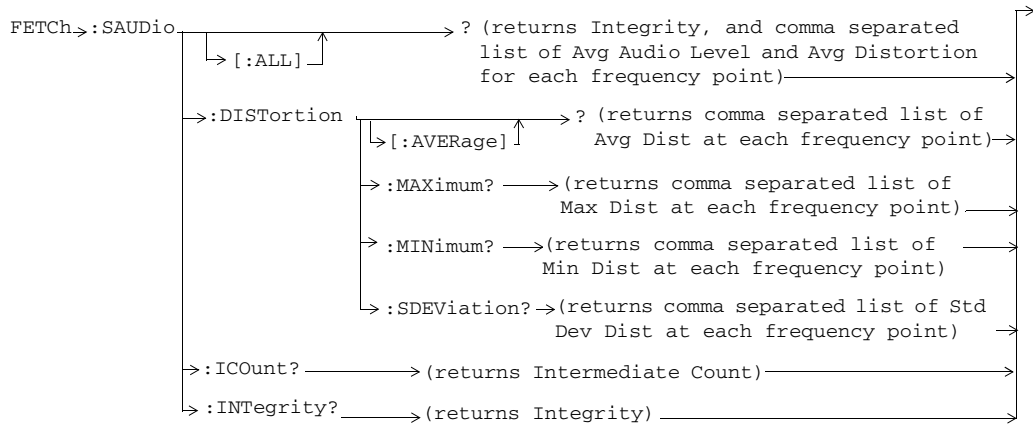


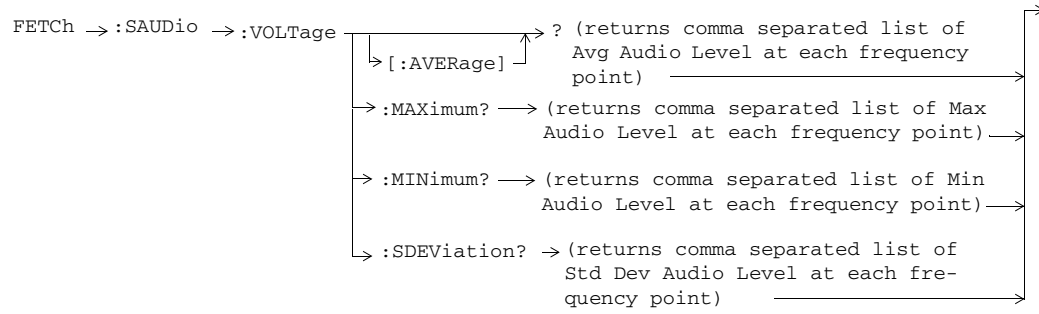
**FETCH:HBLerror**

This section is only applicable to a test application with the required feature license.

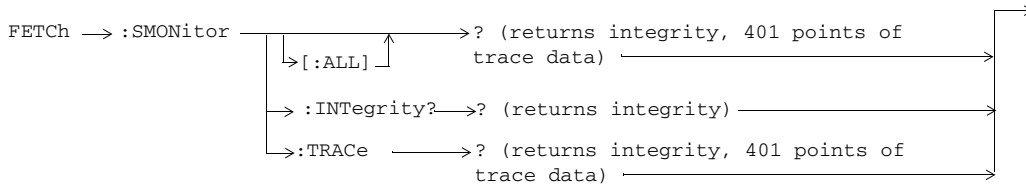


**FEtCh:SAUDio**

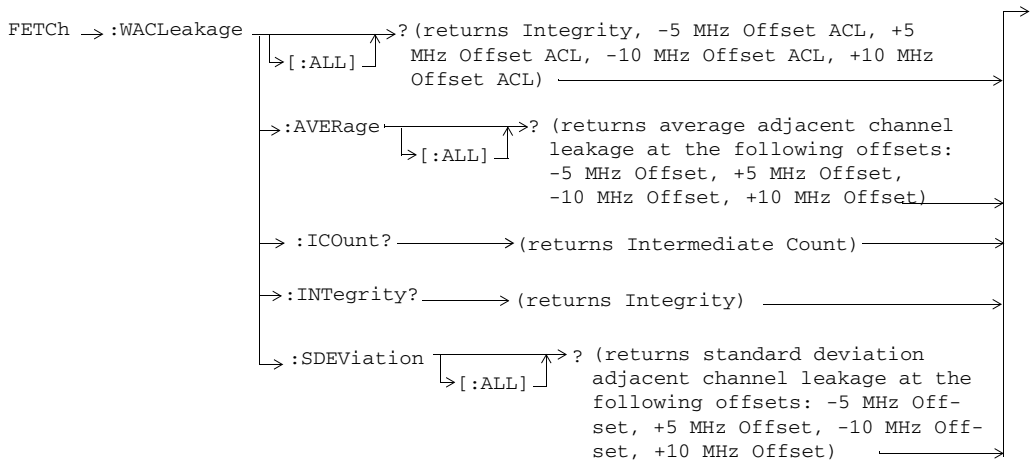





**FETCH:SMONitor**



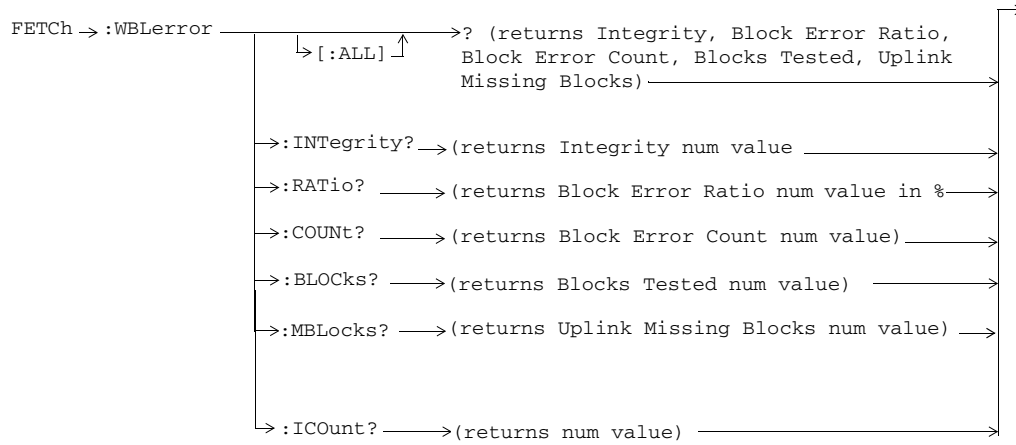
**FETCH:WACLeakage**



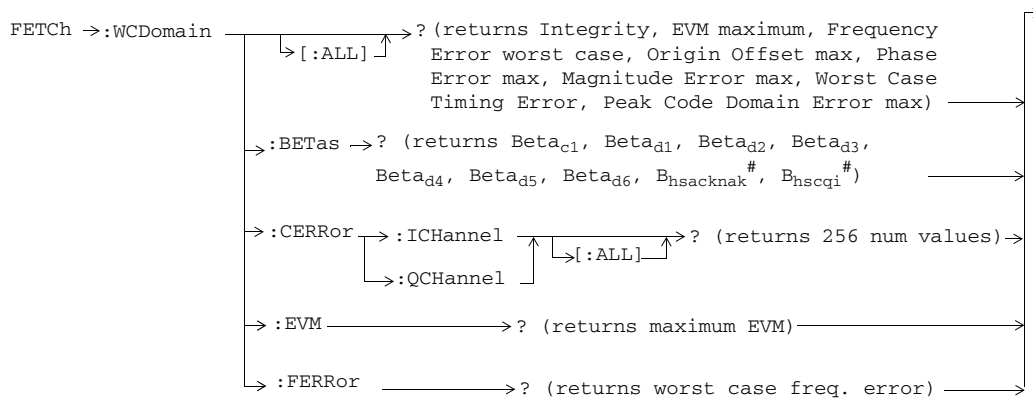
**FETCH:WBError**



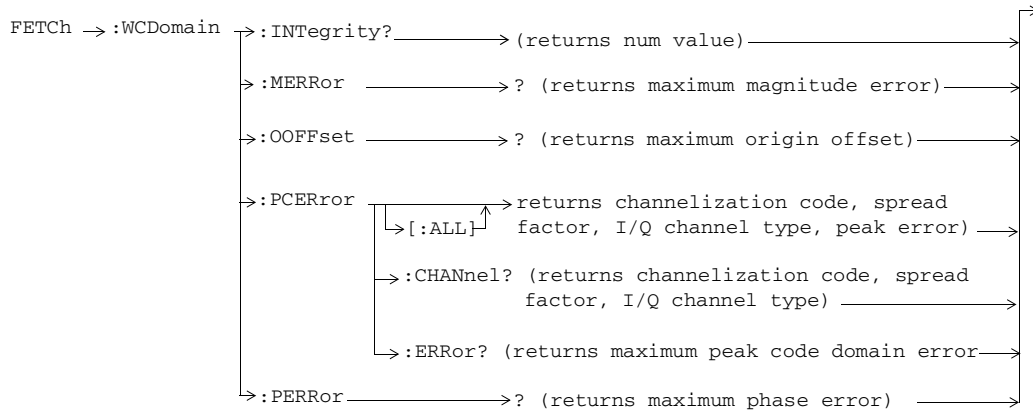
**FETCH:WBLerror**

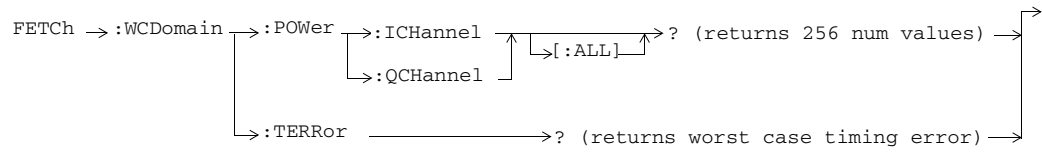


**FETCH:WCDomain**

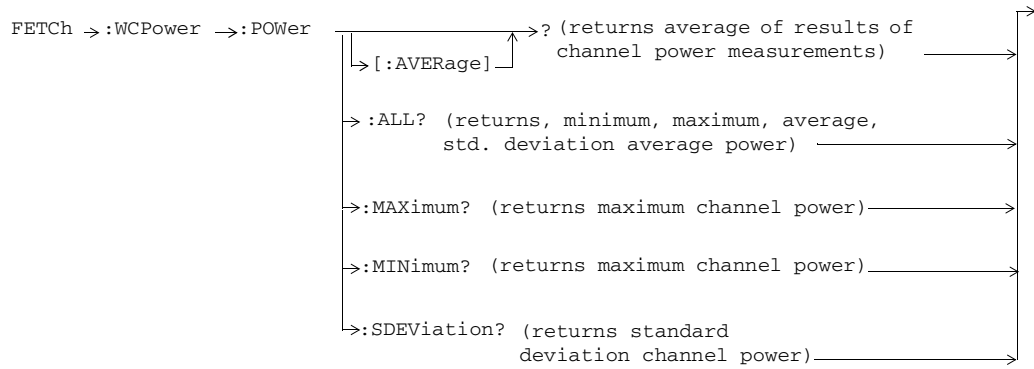
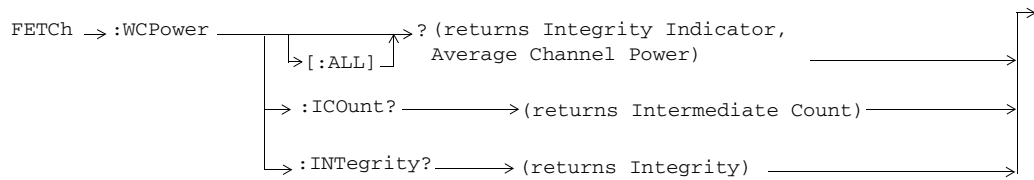


# Only applicable to the lab application or feature-licensed test application





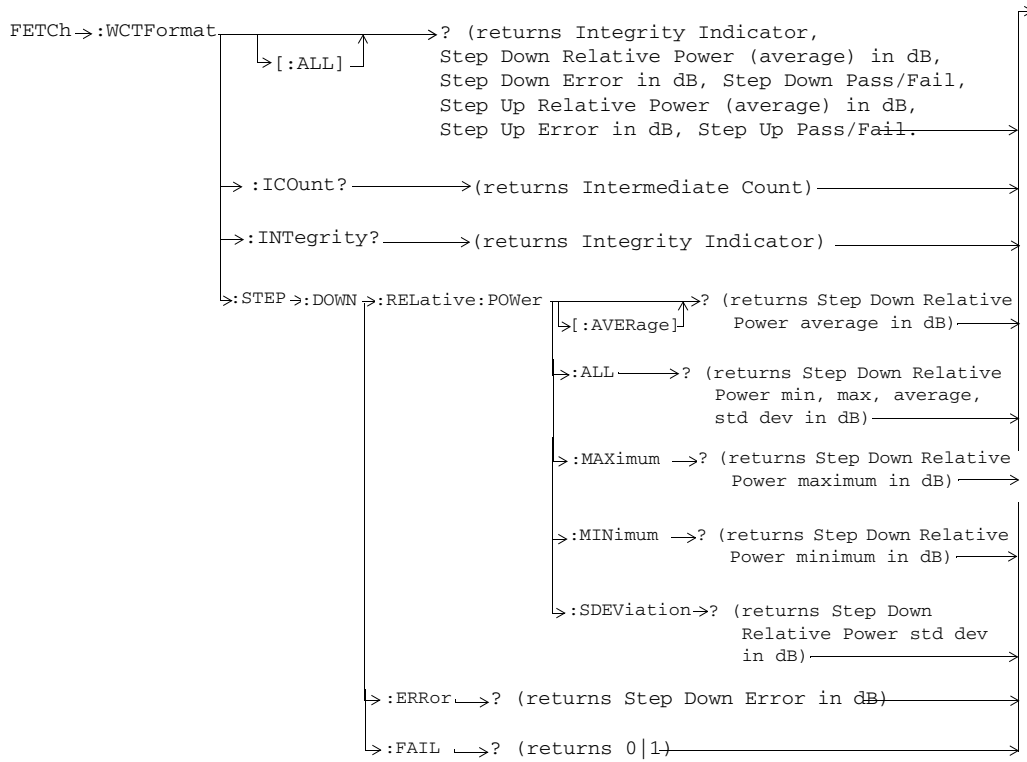
**FETCH:WCPower**



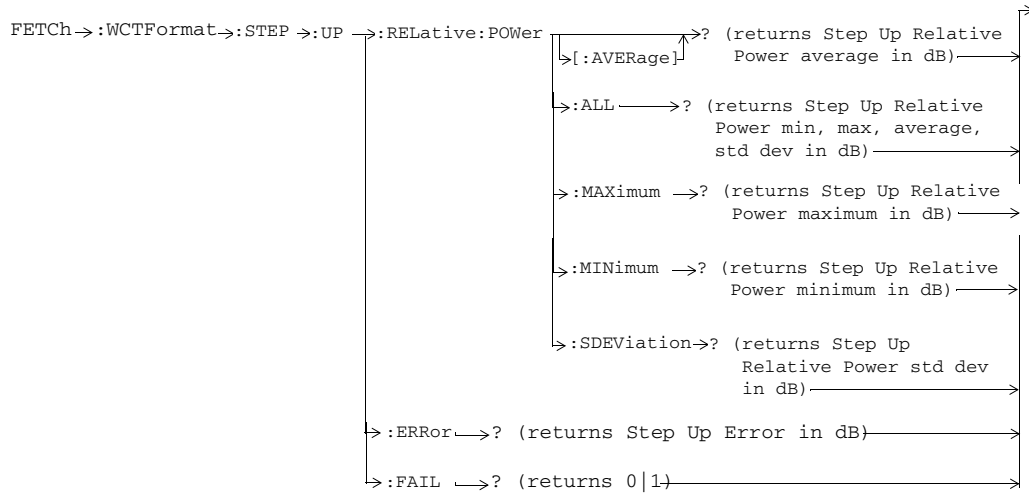


**FEtCh:WCTFormat**

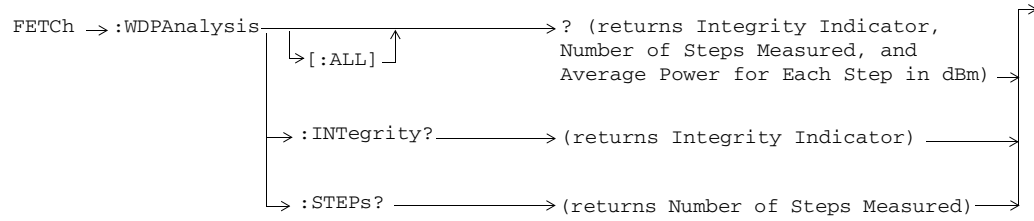
This section is only applicable to the lab application.



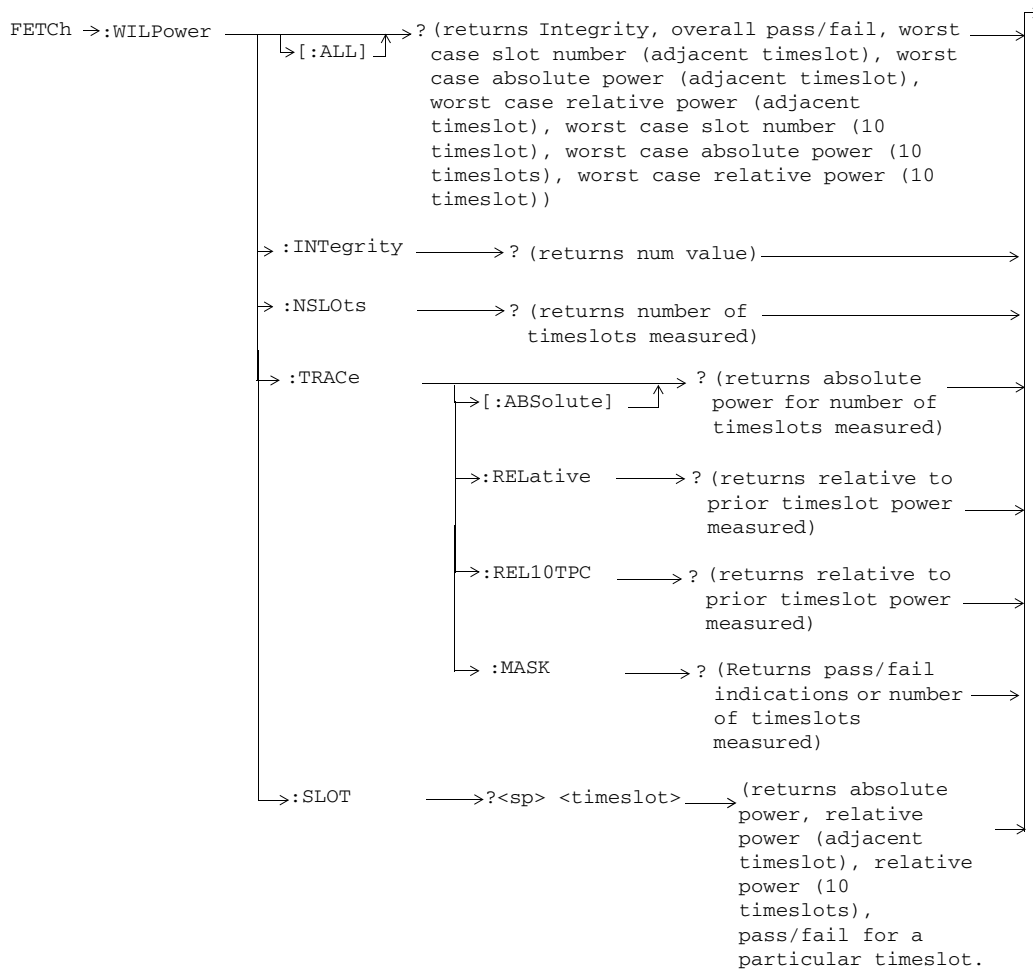
**GPIB Syntax for E1963A and E6703C/D/T**



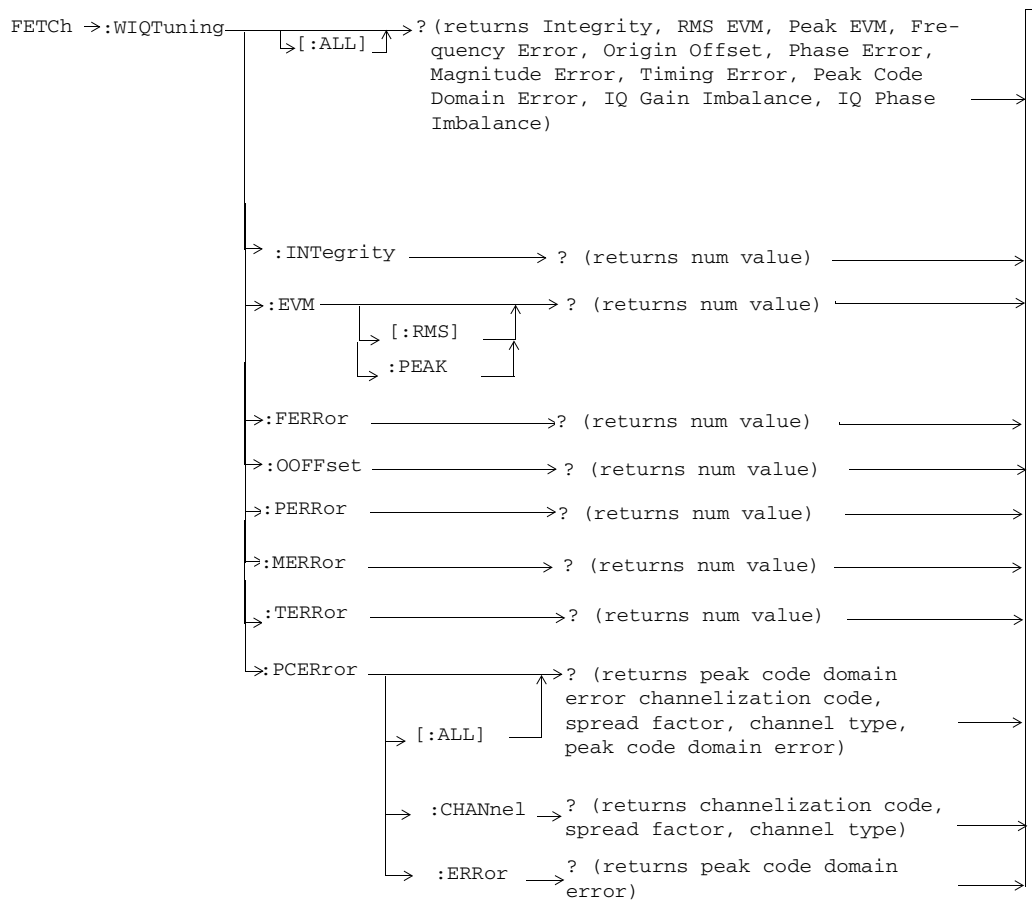
**FEtCh:WDPAnAlYsIs**



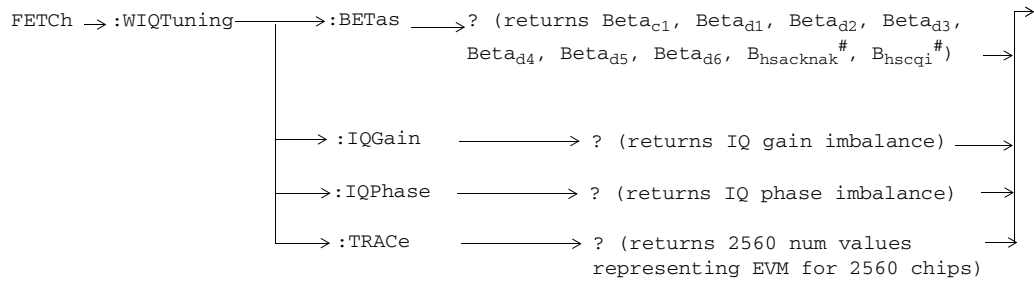
**FETCH:WILPower**



**FEtCh:WIQTuning**


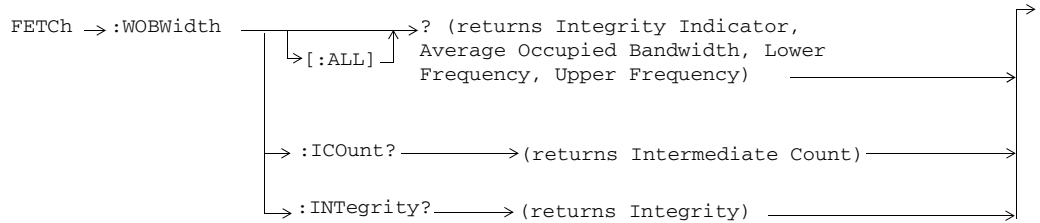


**GPIB Syntax for E1963A and E6703C/D/T**

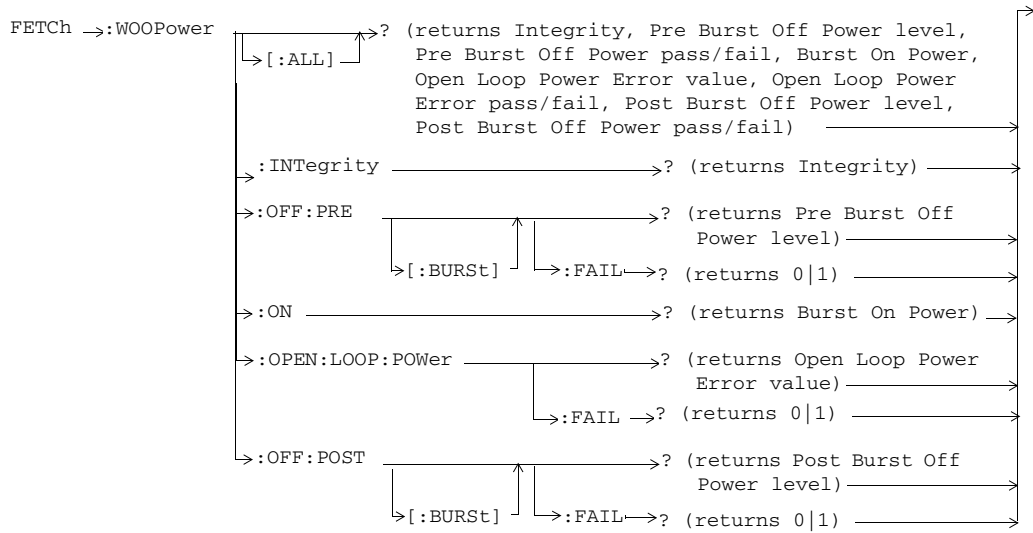


# Only applicable to the lab application or feature-licensed test application

**FEtCh:WOBWidth**

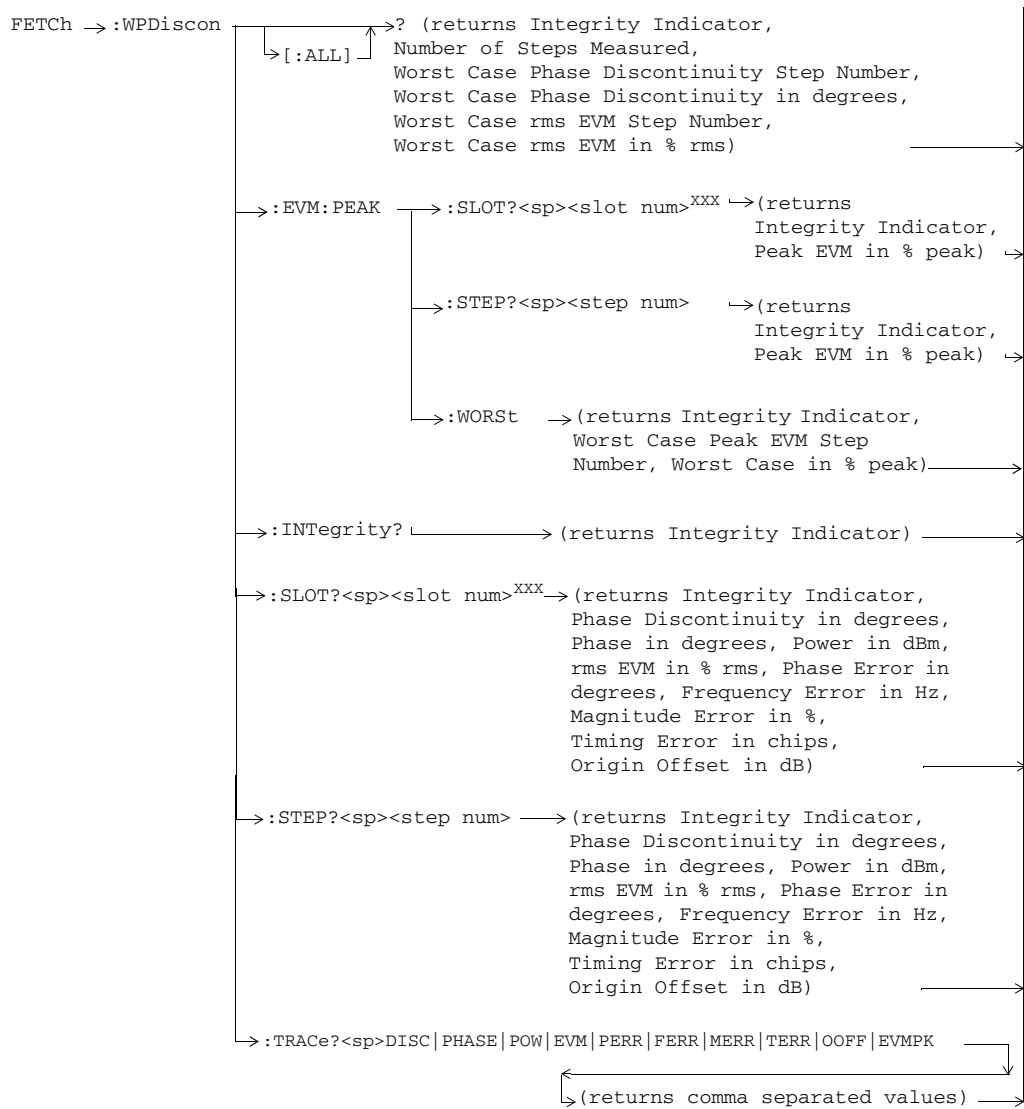


**FEtCh:WOOPower**





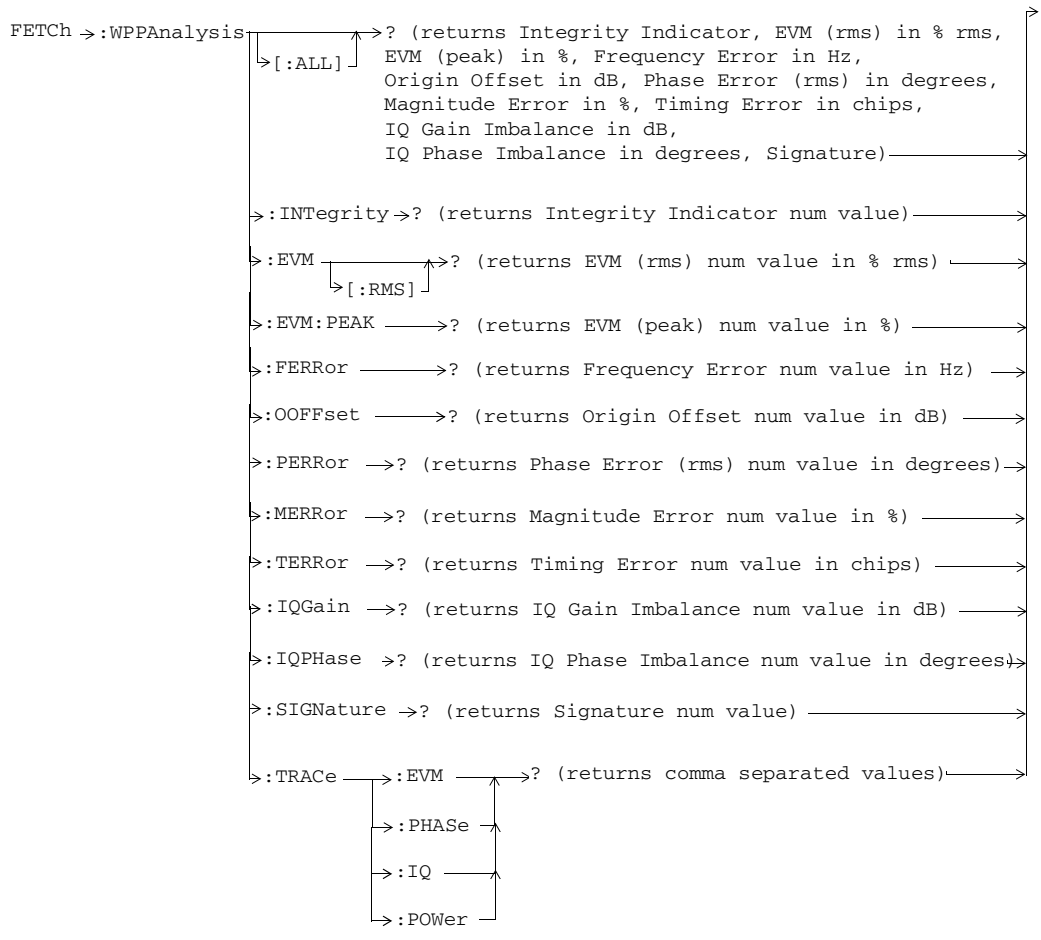
**FEtCh:WpDiscon**



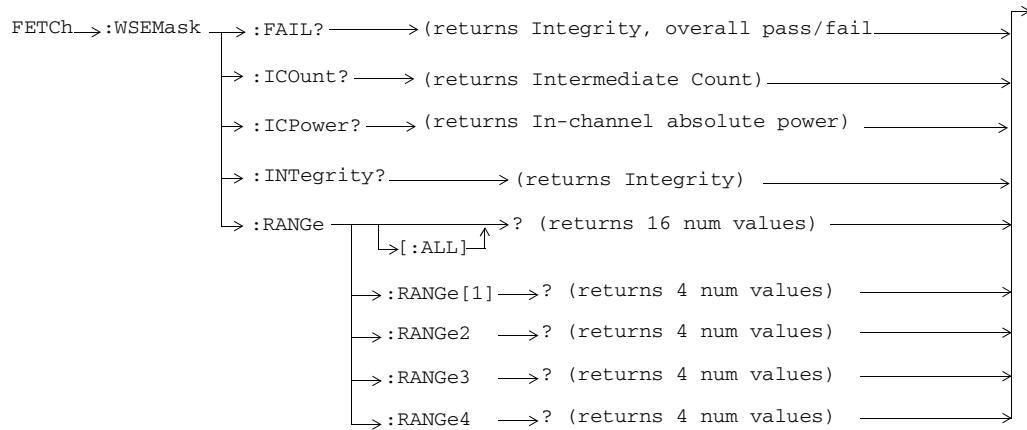
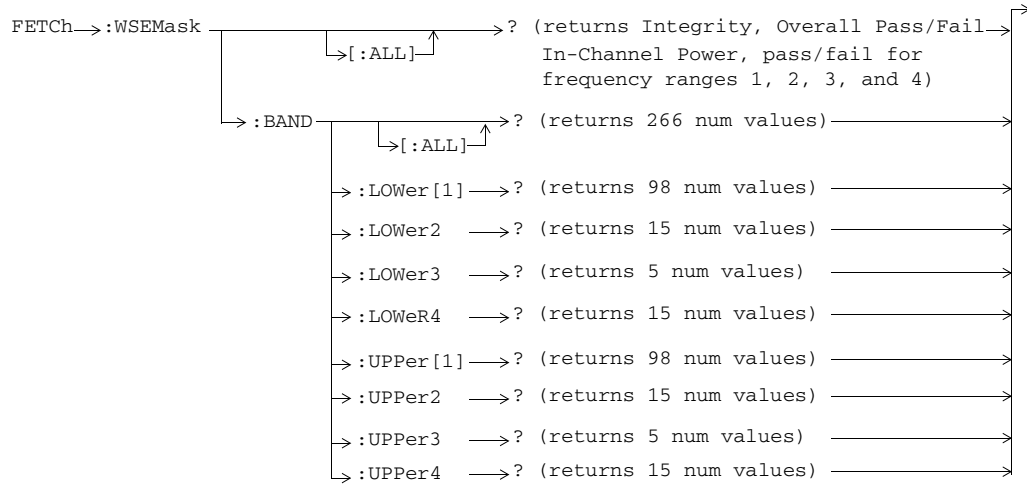
<sup>xxx</sup> This command is obsolete.

**FETCH:WPPAnalysis**

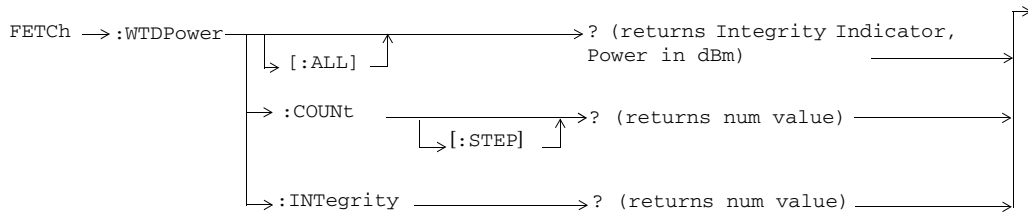
This section is applicable to the lab application only.



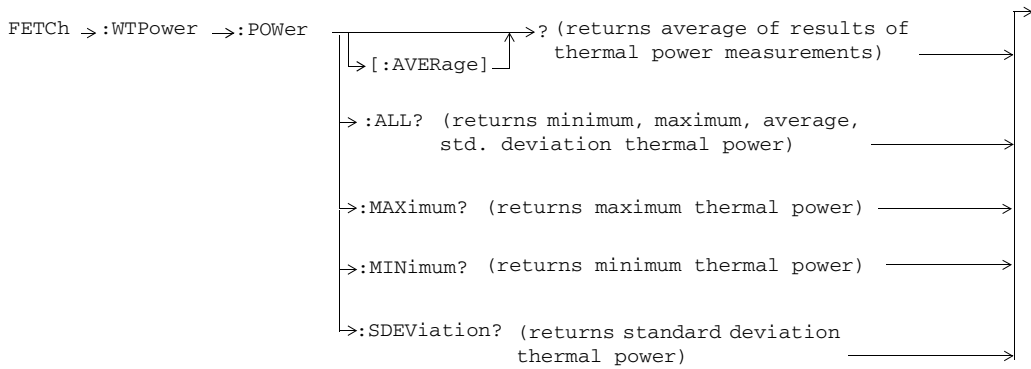
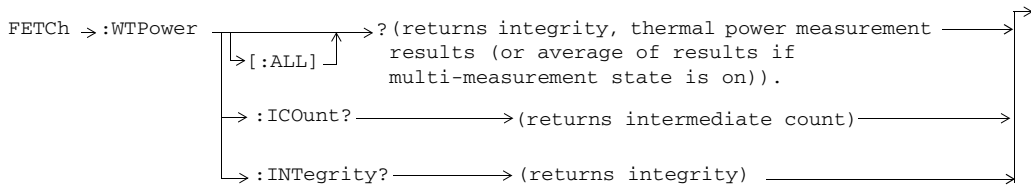
**FEtCh:WSEMask**



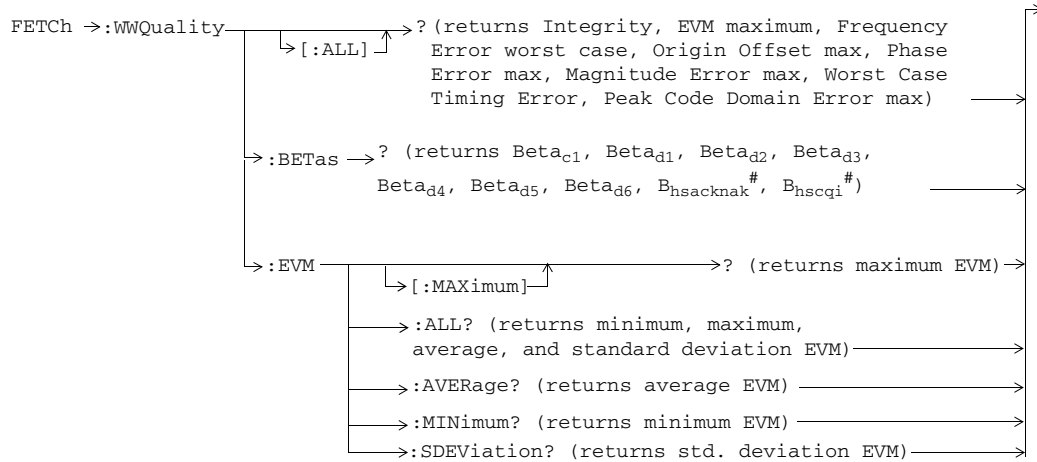
**FETCH:WTDPower**



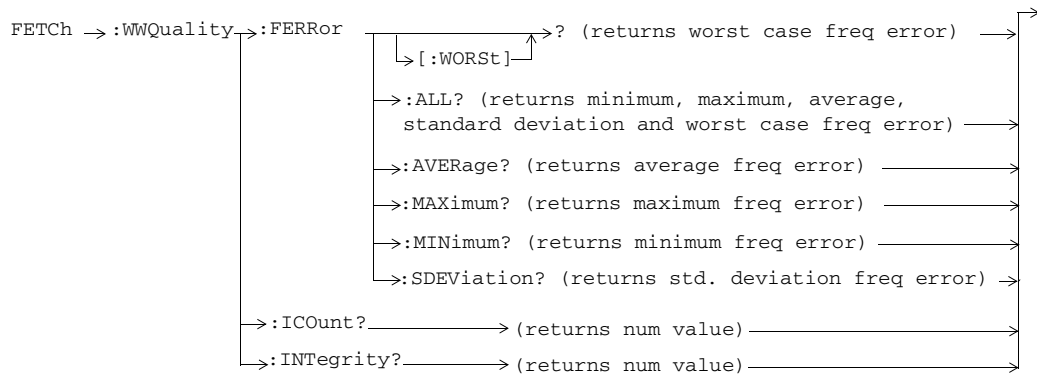
**FETCH:WTPower**



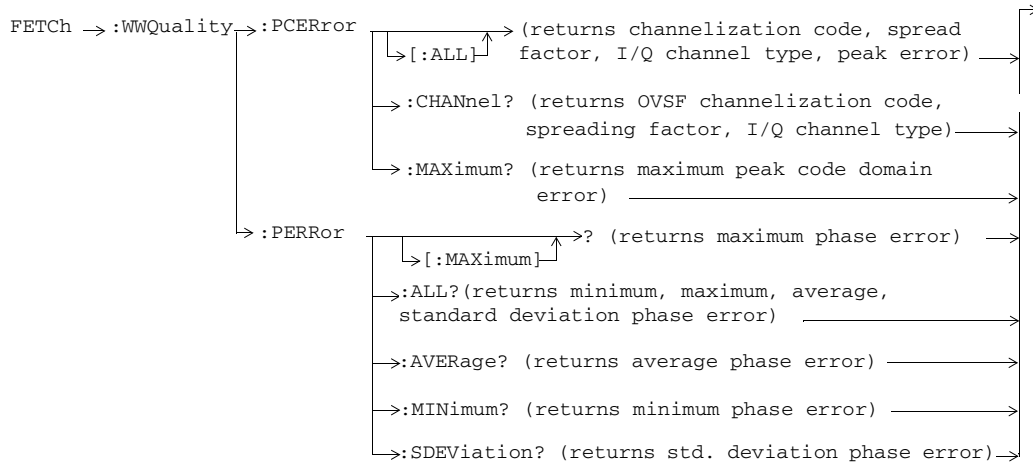
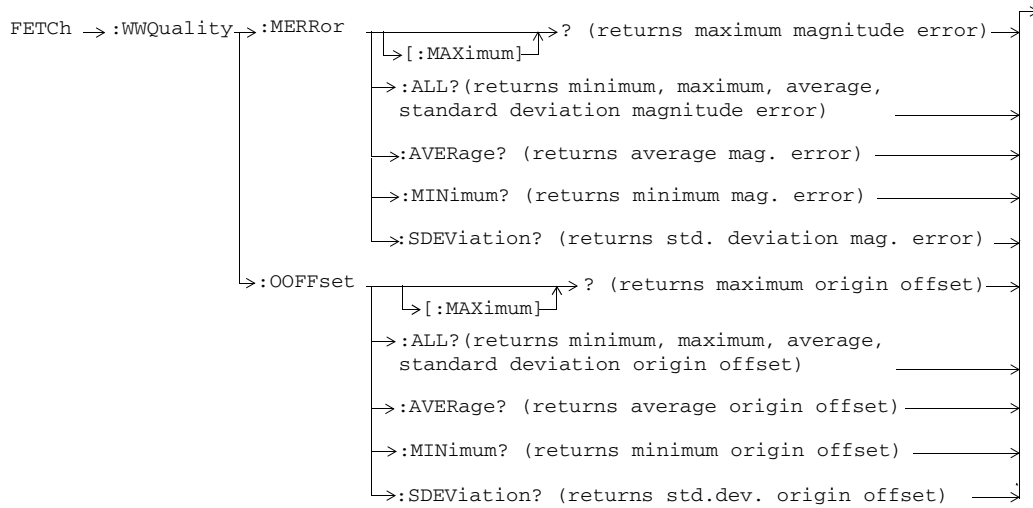
**FETCH:WWQuality**

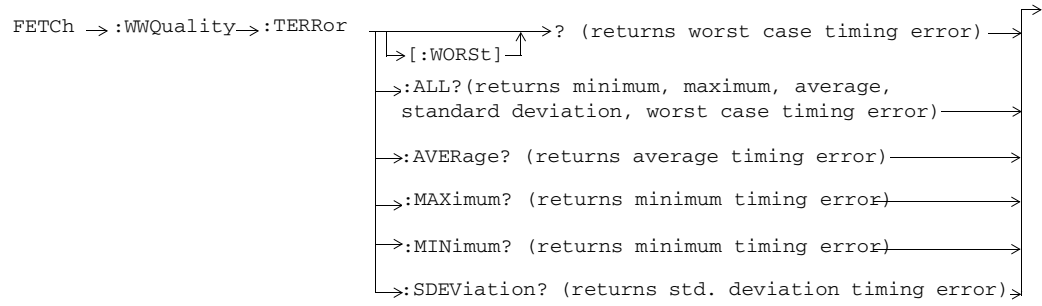


# Only applicable to the lab application or feature-licensed test application

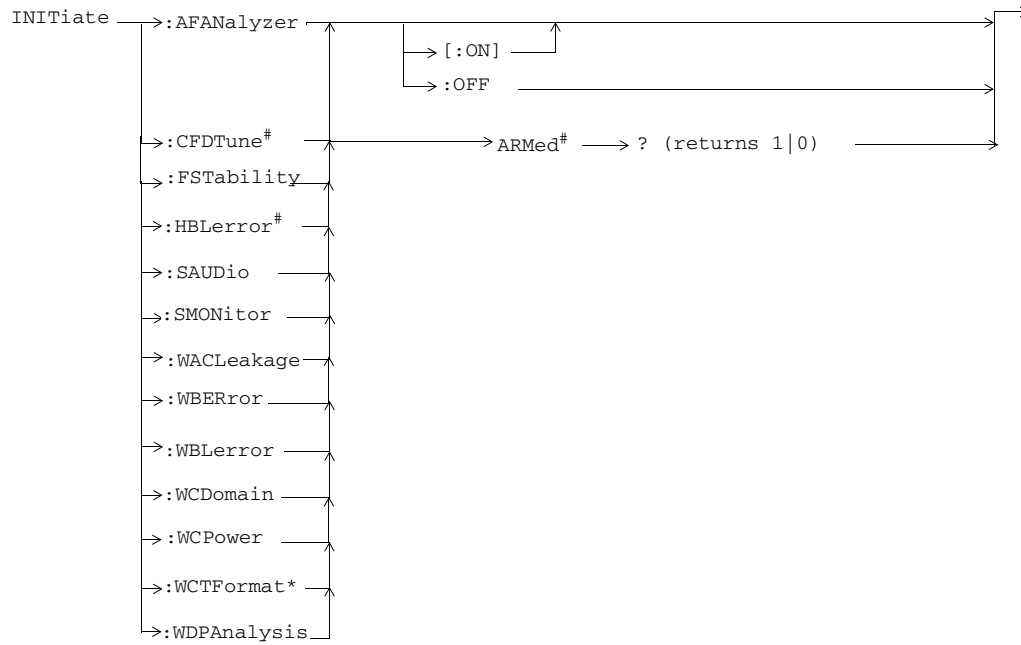


**GPIB Syntax for E1963A and E6703C/D/T**



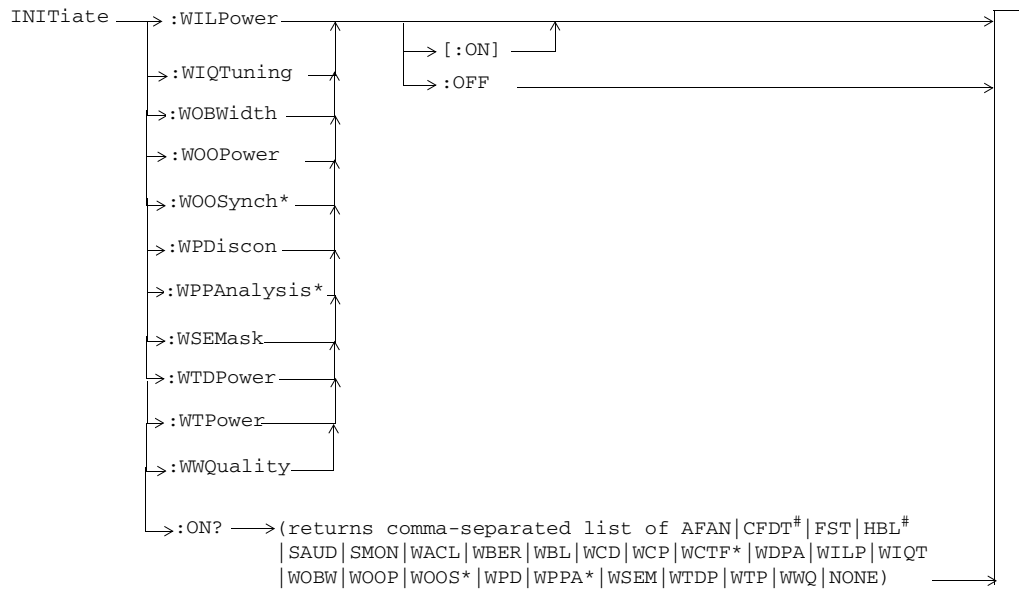


**INITiate**



# Only applicable to the lab application or feature-licensed test application.  
 \* Only applicable to the lab application.

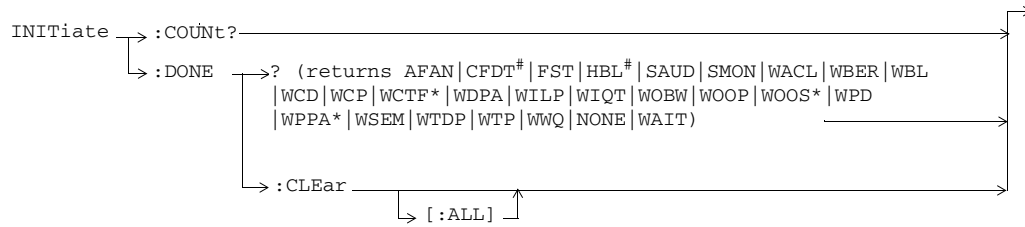




\* Only applicable to the lab application.

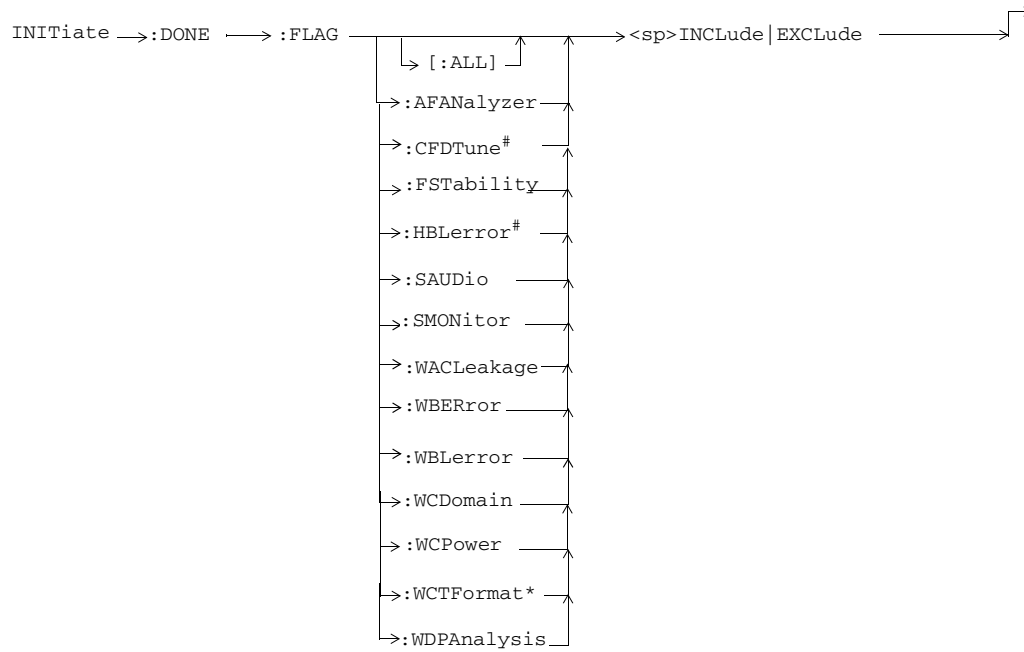
# Only applicable to the lab application or feature-licensed test application.

**GPIB Syntax for E1963A and E6703C/D/T**



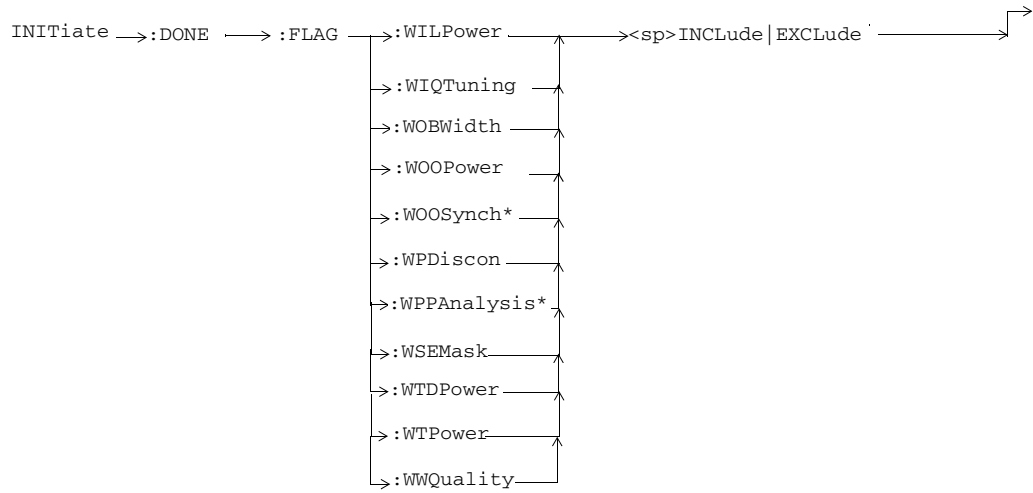
# Only applicable to the lab application or feature-licensed test application.

\* Only applicable to the lab application.



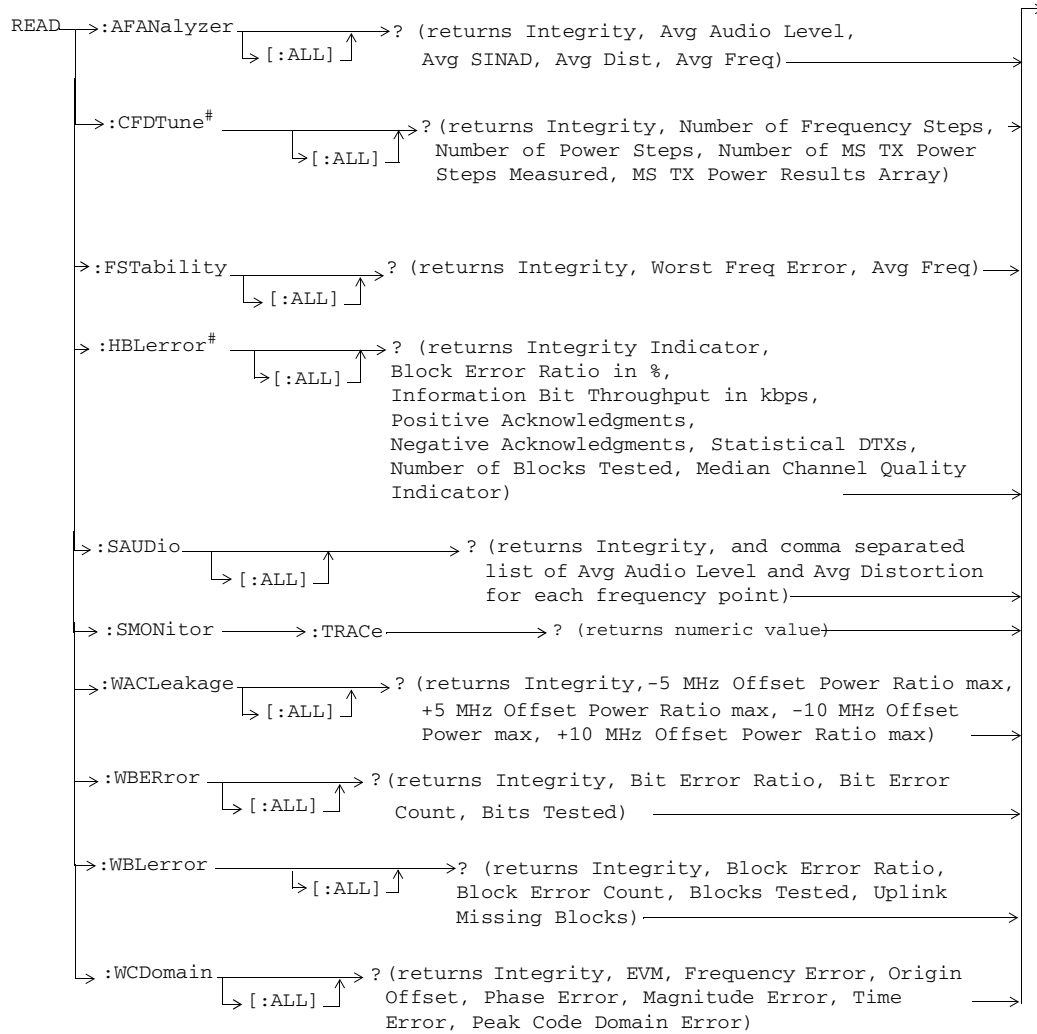
# Only applicable to the lab application or feature-licensed test application.  
 \* This command is only applicable to the lab application.

**GPIB Syntax for E1963A and E6703C/D/T**



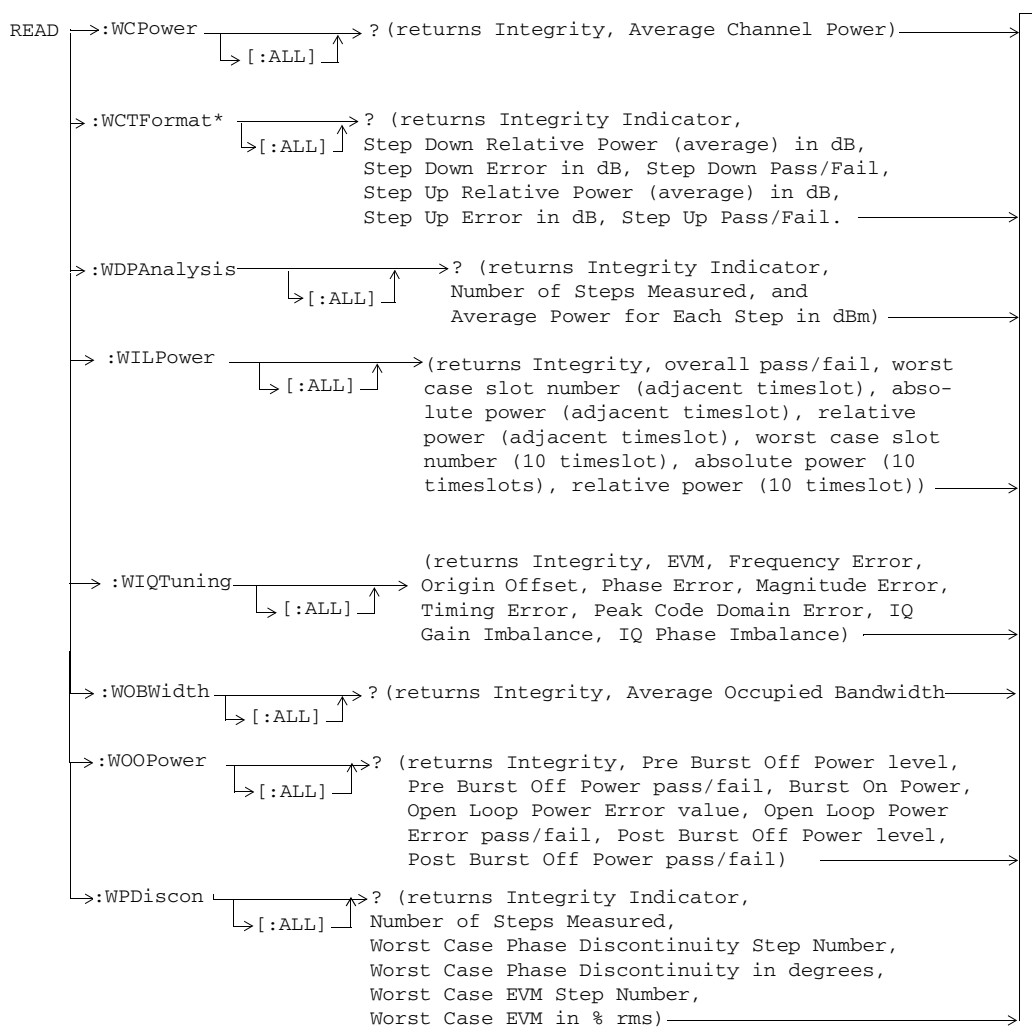
\* This command is only applicable to the lab application.

**READ**




# Only applicable to the lab application or feature-license test application.

**GPIO Syntax for E1963A and E6703C/D/T**

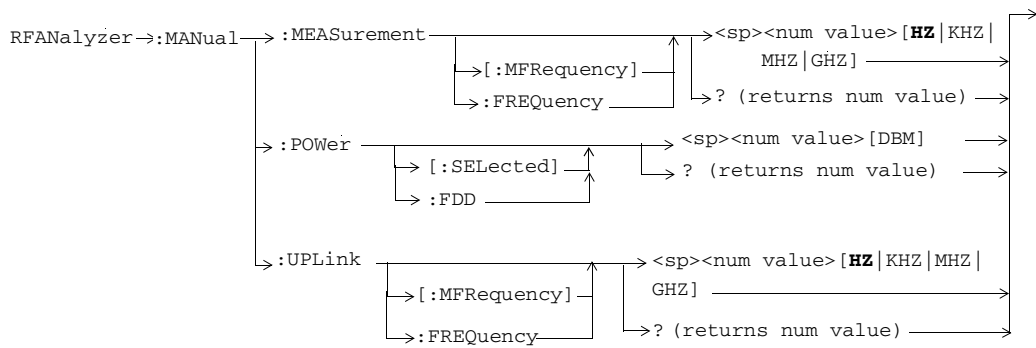
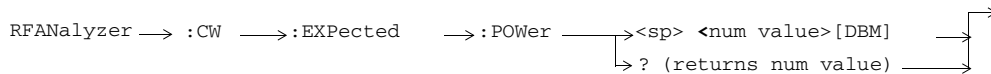
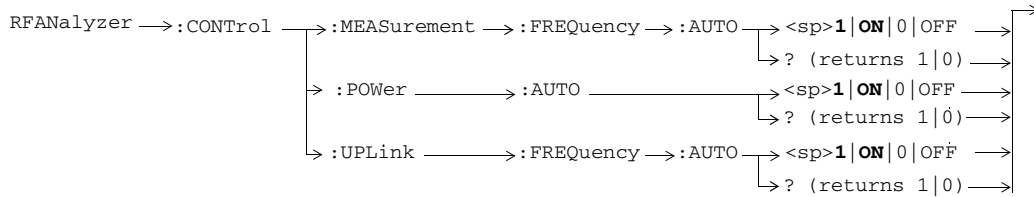


\* Only applicable to the lab application.

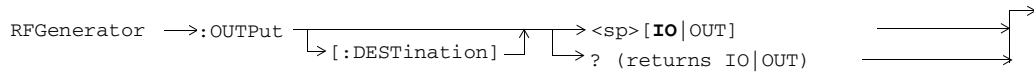


\* Only applicable to the lab application.


**RFAnalyzer**



**RFGenerator:OUTPut**

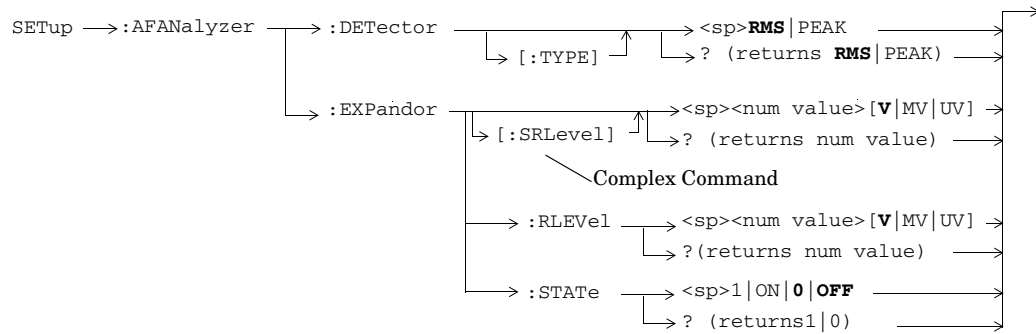
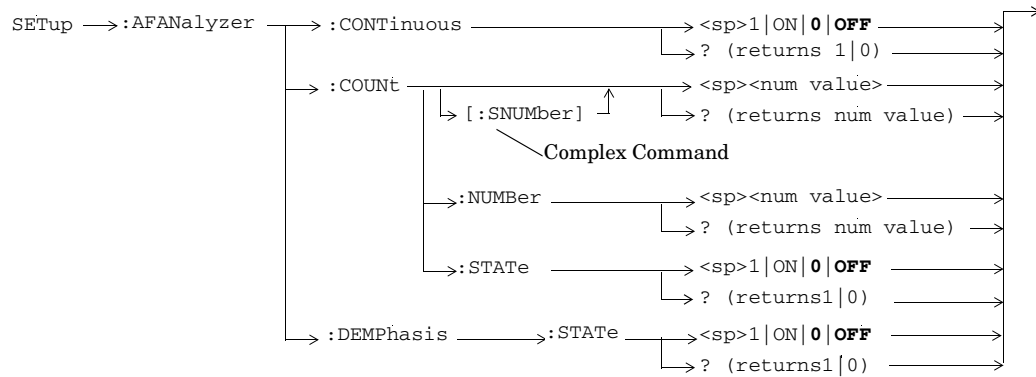


**SETup:CONTInuous**

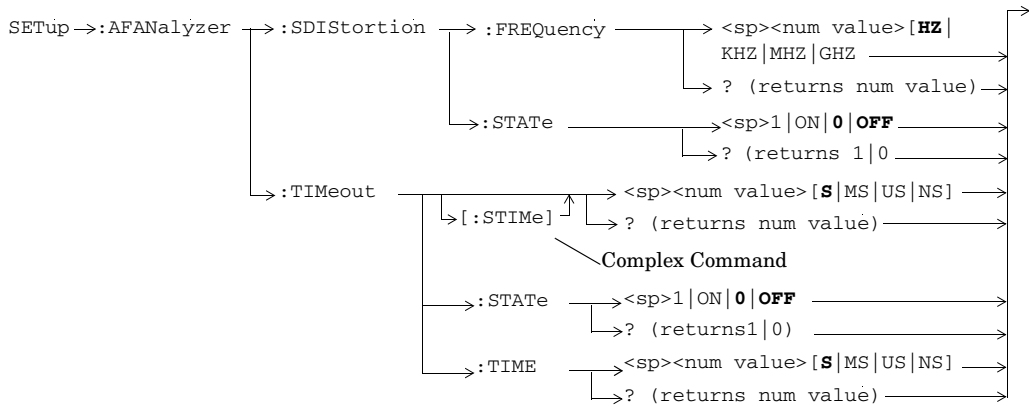
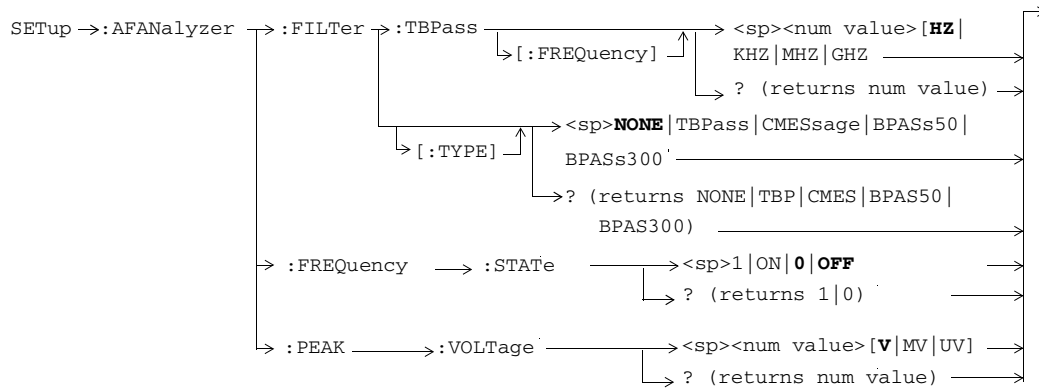




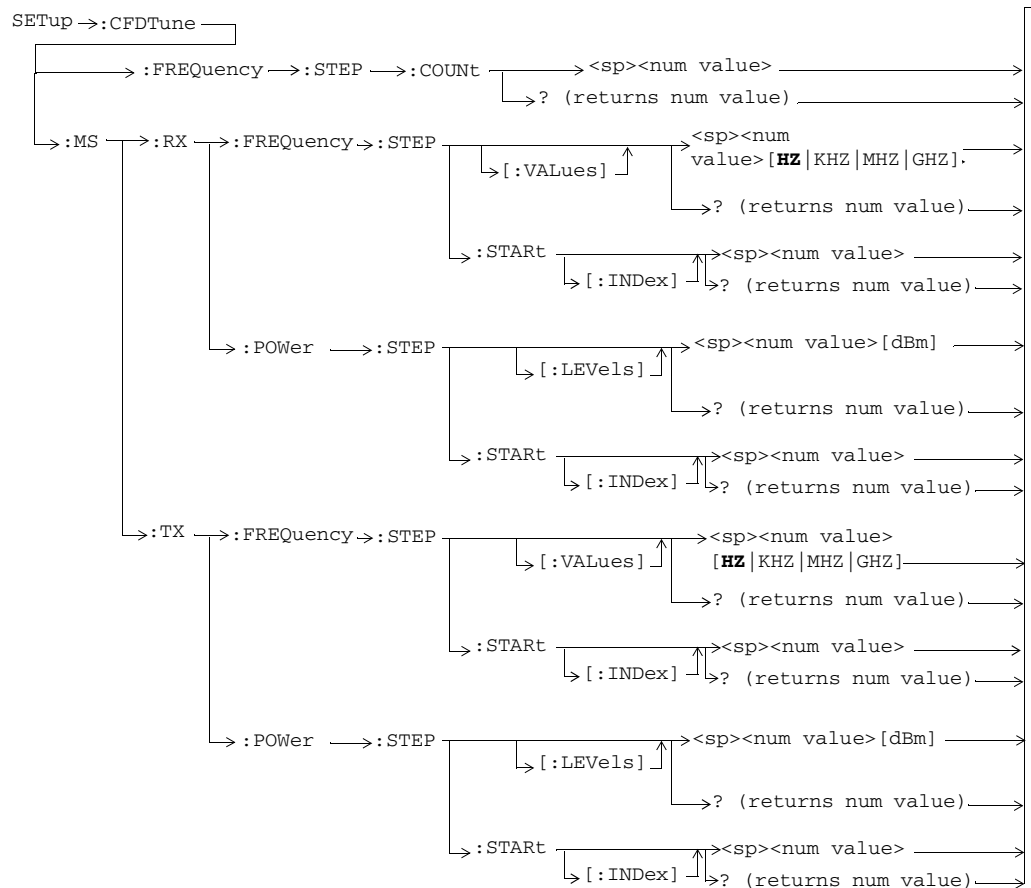
**SETup:AFANalyzer**



**GPIB Syntax for E1963A and E6703C/D/T**

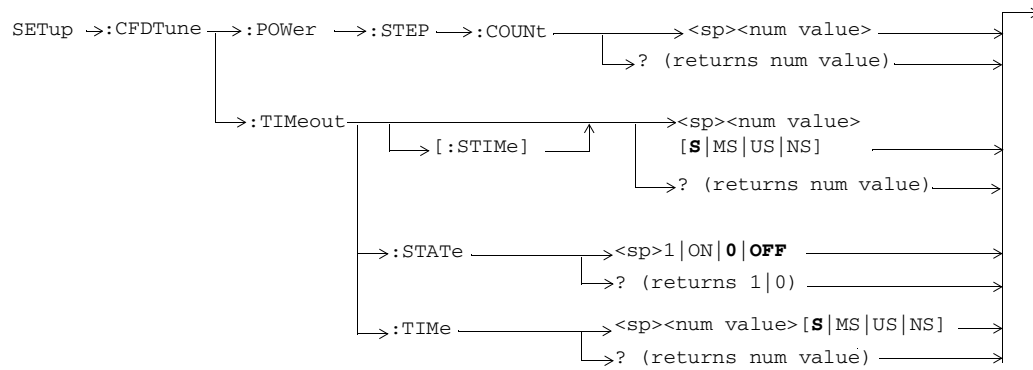


**SETup:CFDTune**



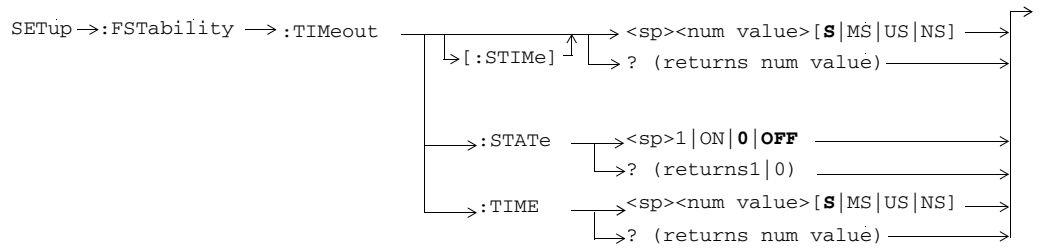
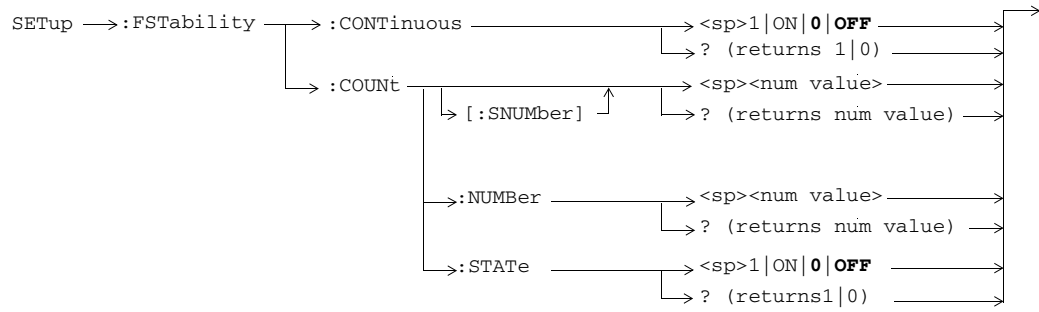
All commands in this diagram are only applicable to the lab application or feature-licensed test application.

**GPIB Syntax for E1963A and E6703C/D/T**



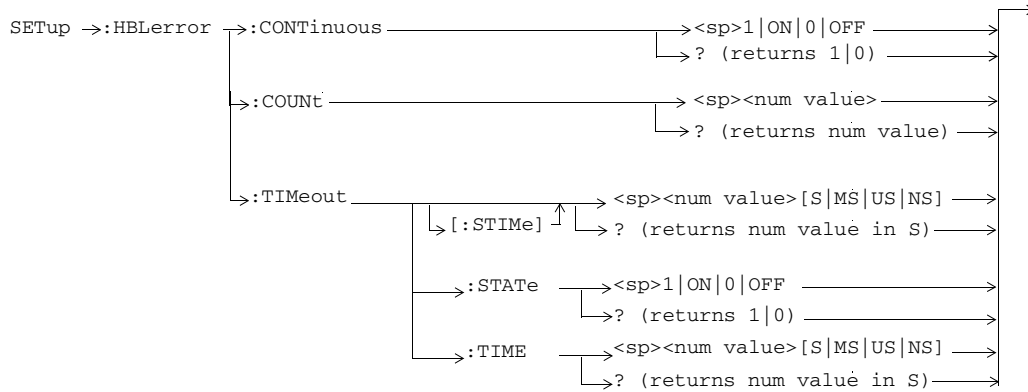
All commands in this diagram are only applicable to the lab application or feature-licensed test application.

**SETup:FSTability**

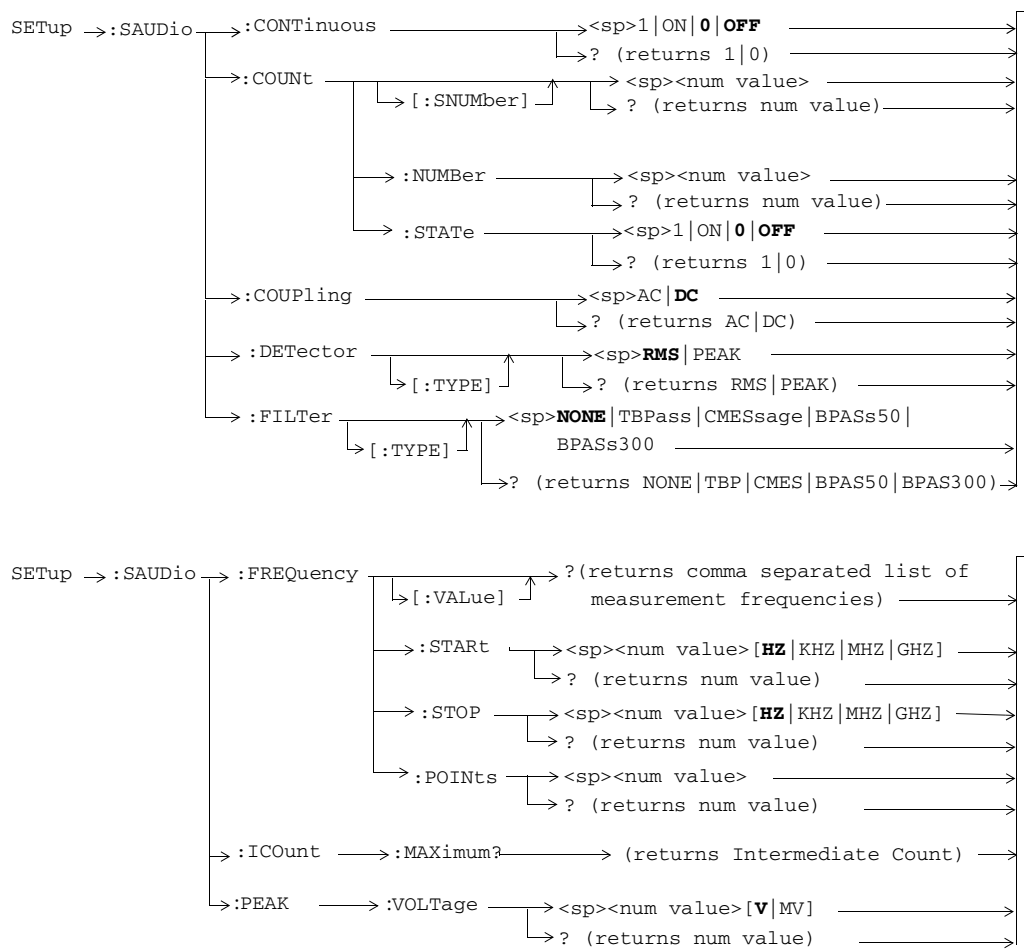


### SETup:HBLerror

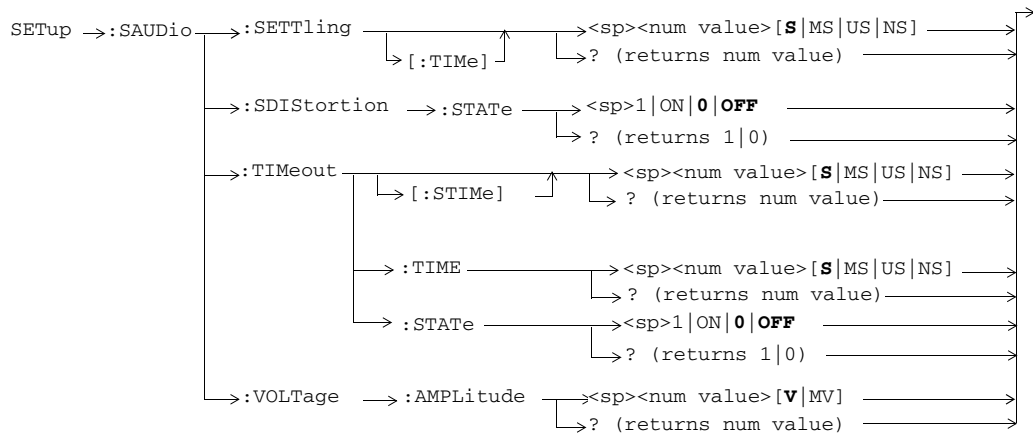
This section is only applicable to a test application with the required feature license.



**SETup:SAUDio**

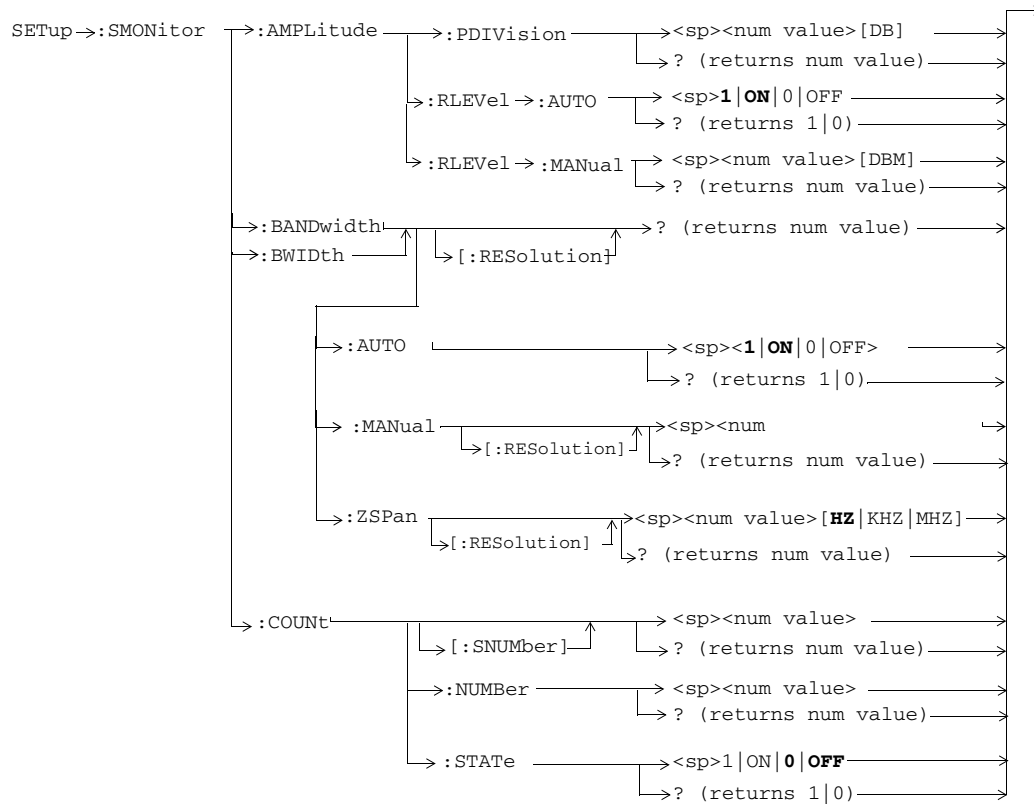


**GPIO Syntax for E1963A and E6703C/D/T**

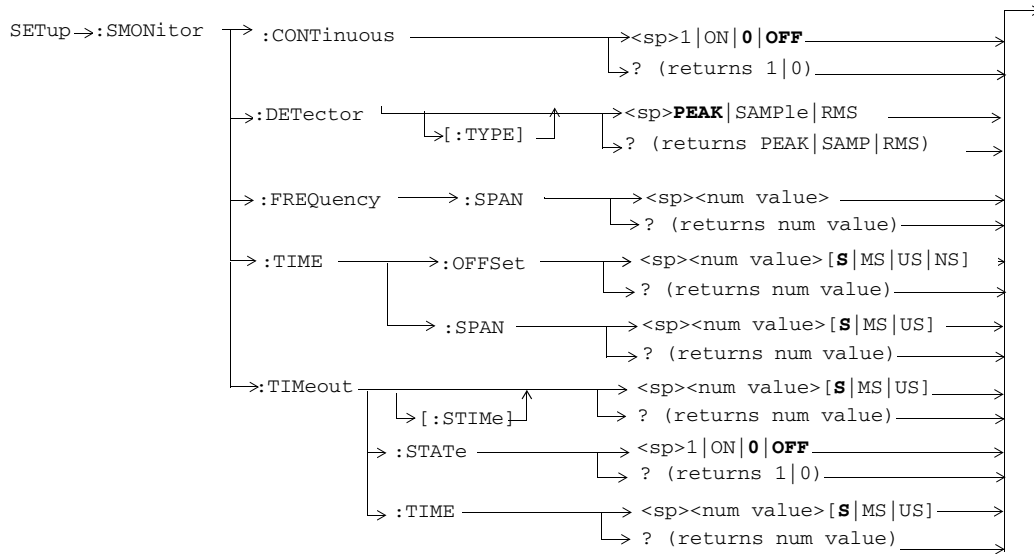


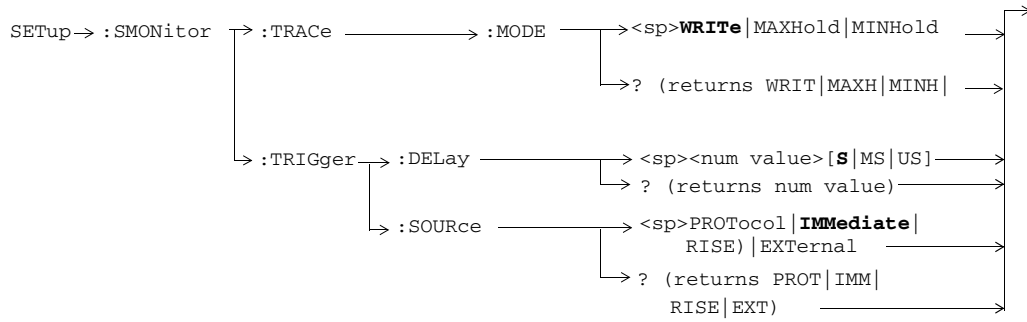


**SETup:SMONitor**

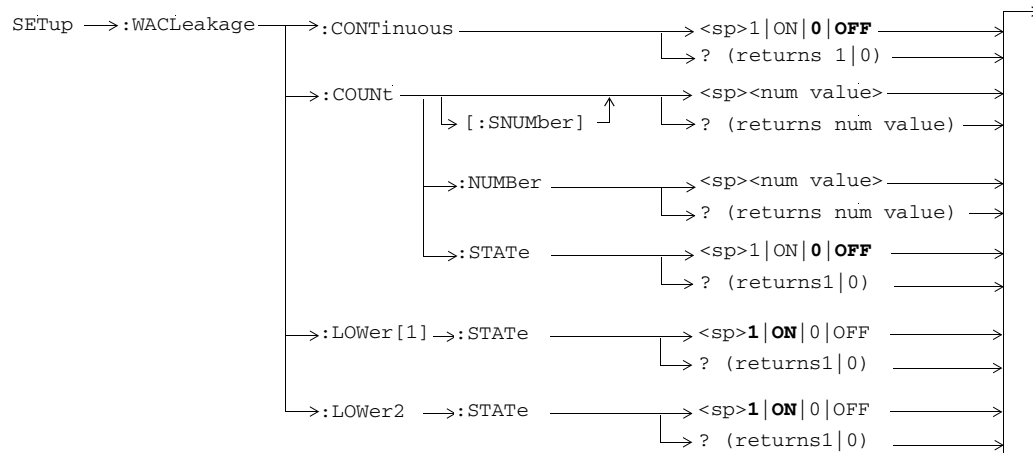


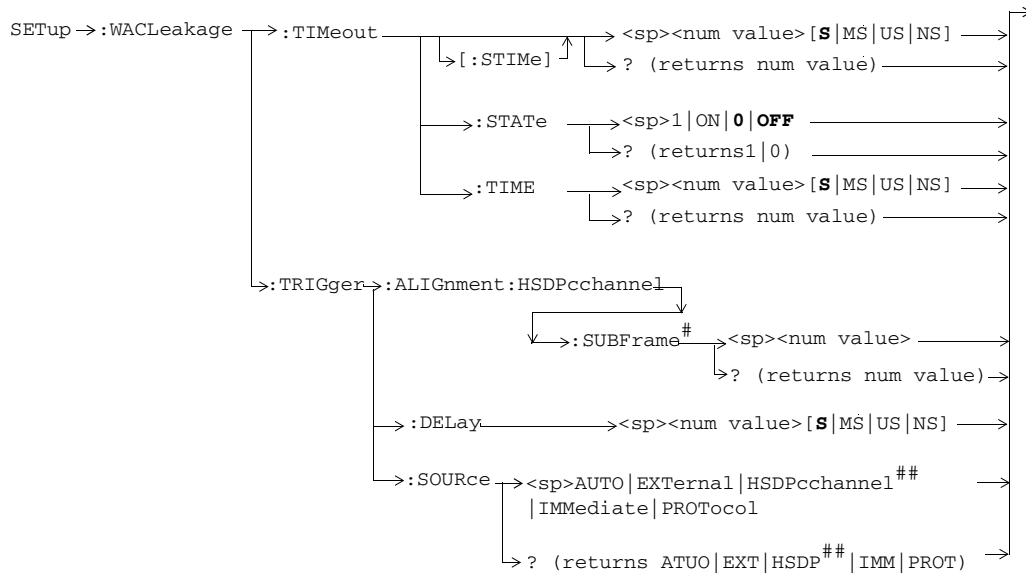
**GPIB Syntax for E1963A and E6703C/D/T**





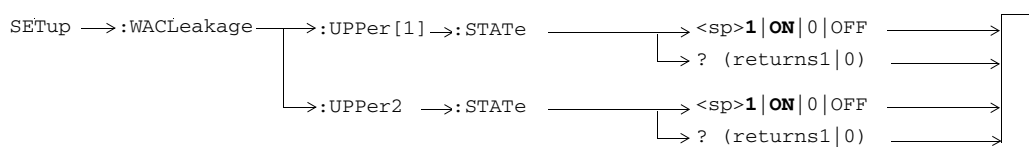
**SETup:WACLeakage**



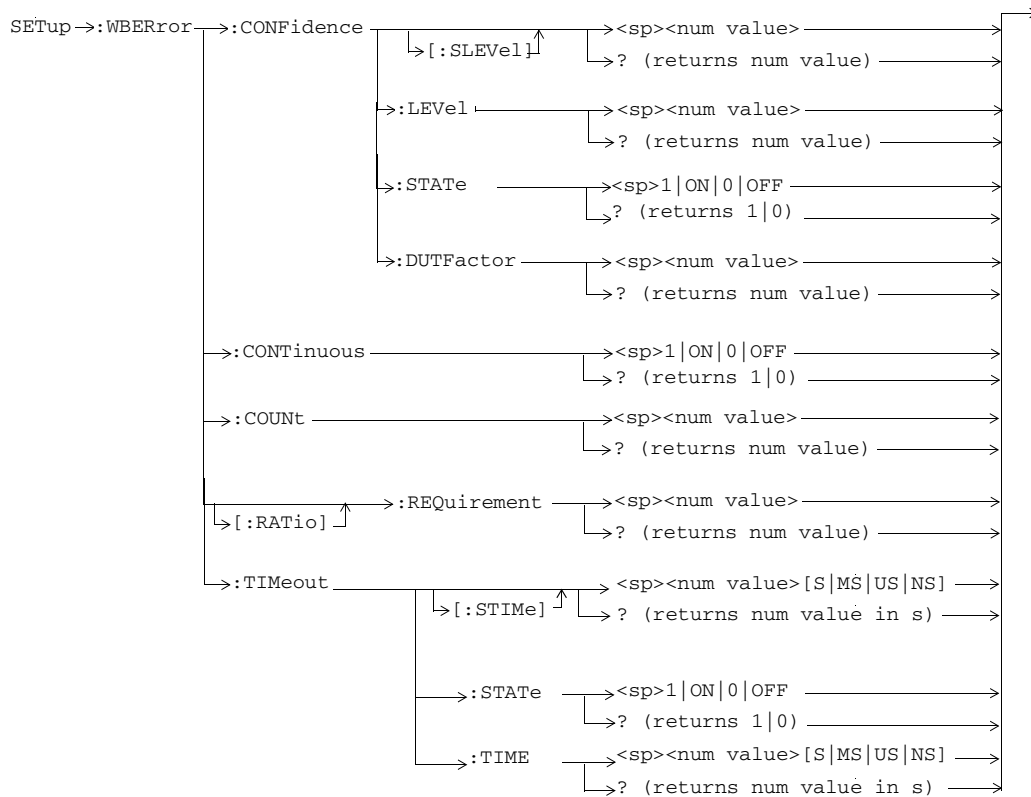


# This command is only applicable to a feature-licensed test application

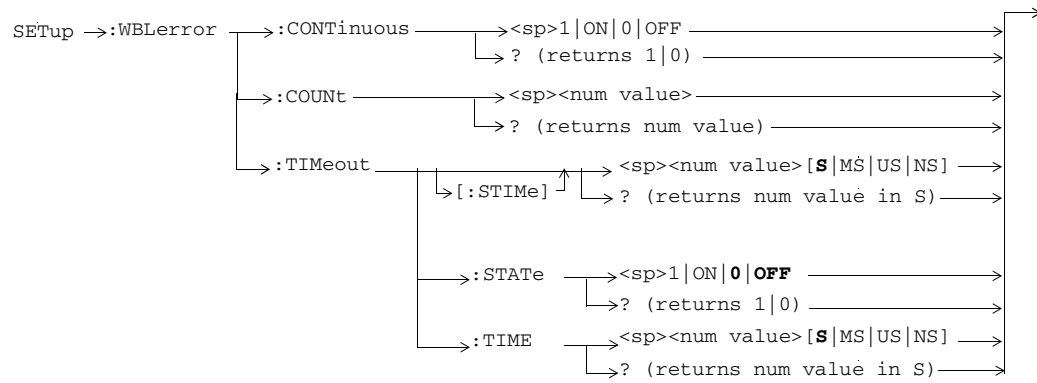
## This setting/query return is only applicable to a feature-licensed test application



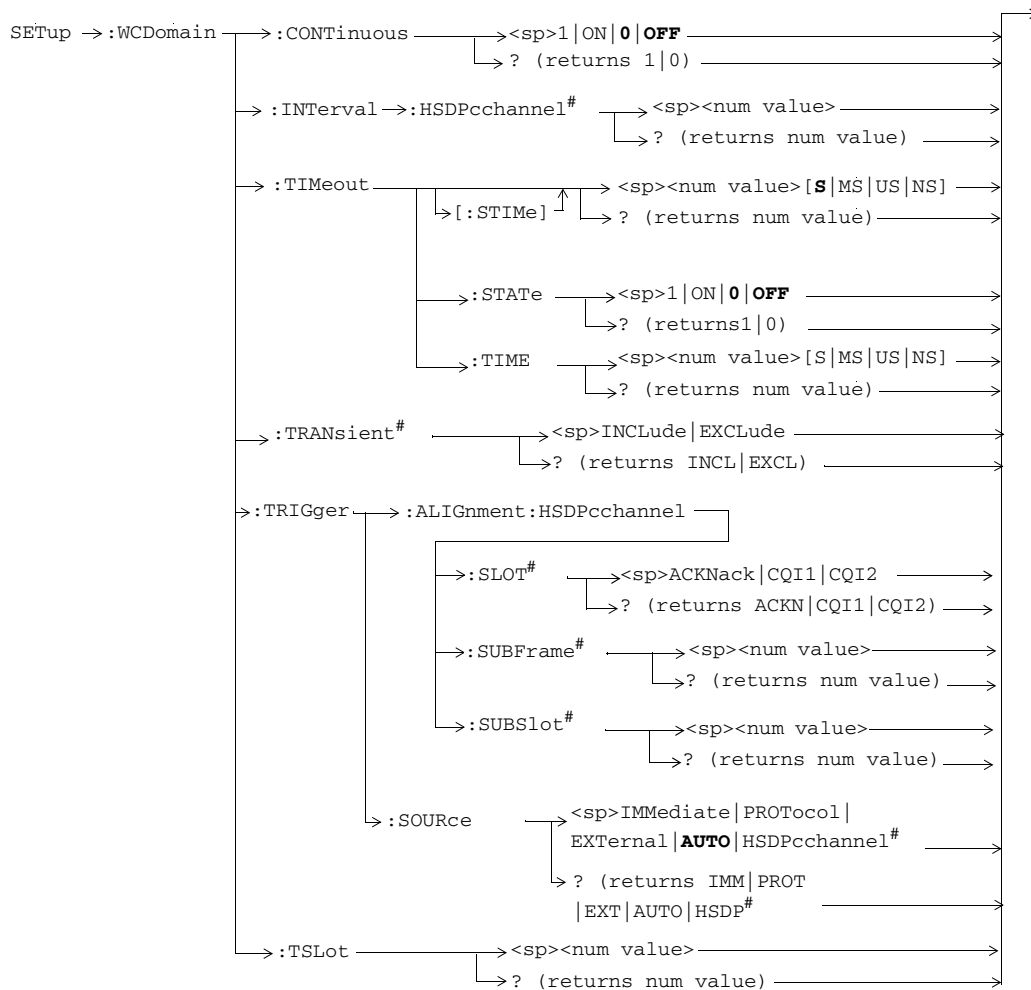
**SETup:WBERror**



**SETup:WBLerror**



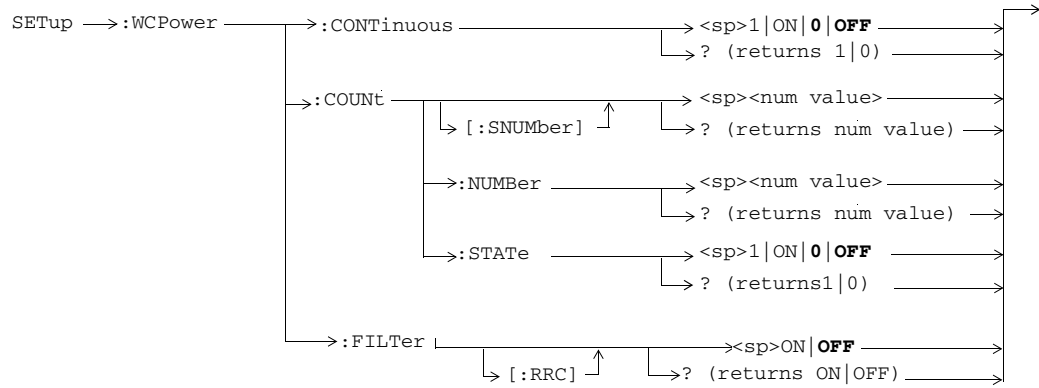
**SETup:WCDomain**



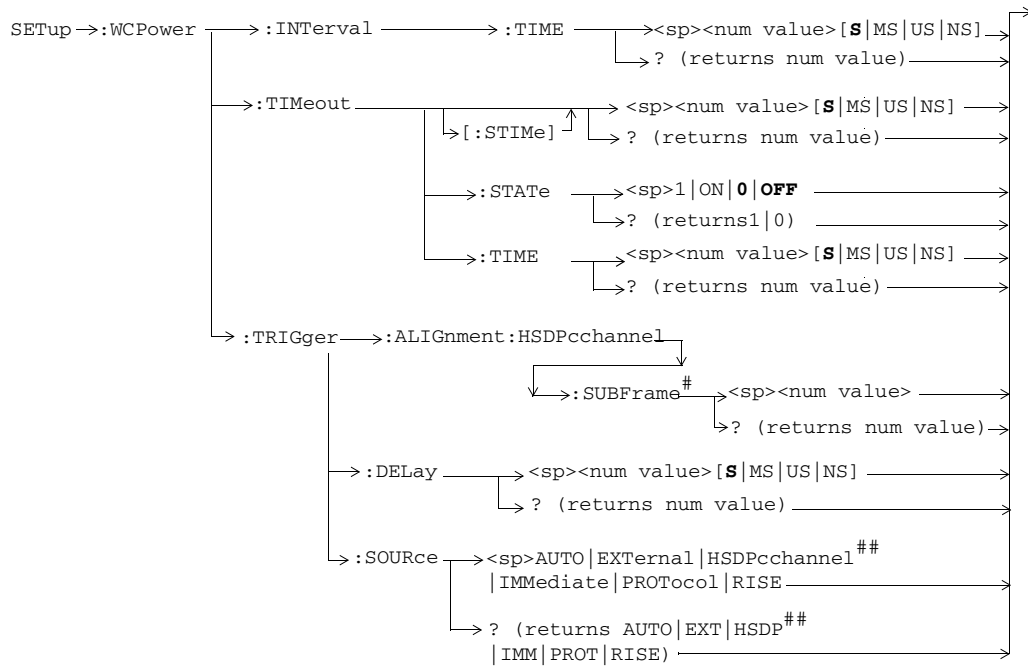
# Only applicable to the lab application or feature-licensed test application.



**SETup:WCPower**



**GPIB Syntax for E1963A and E6703C/D/T**

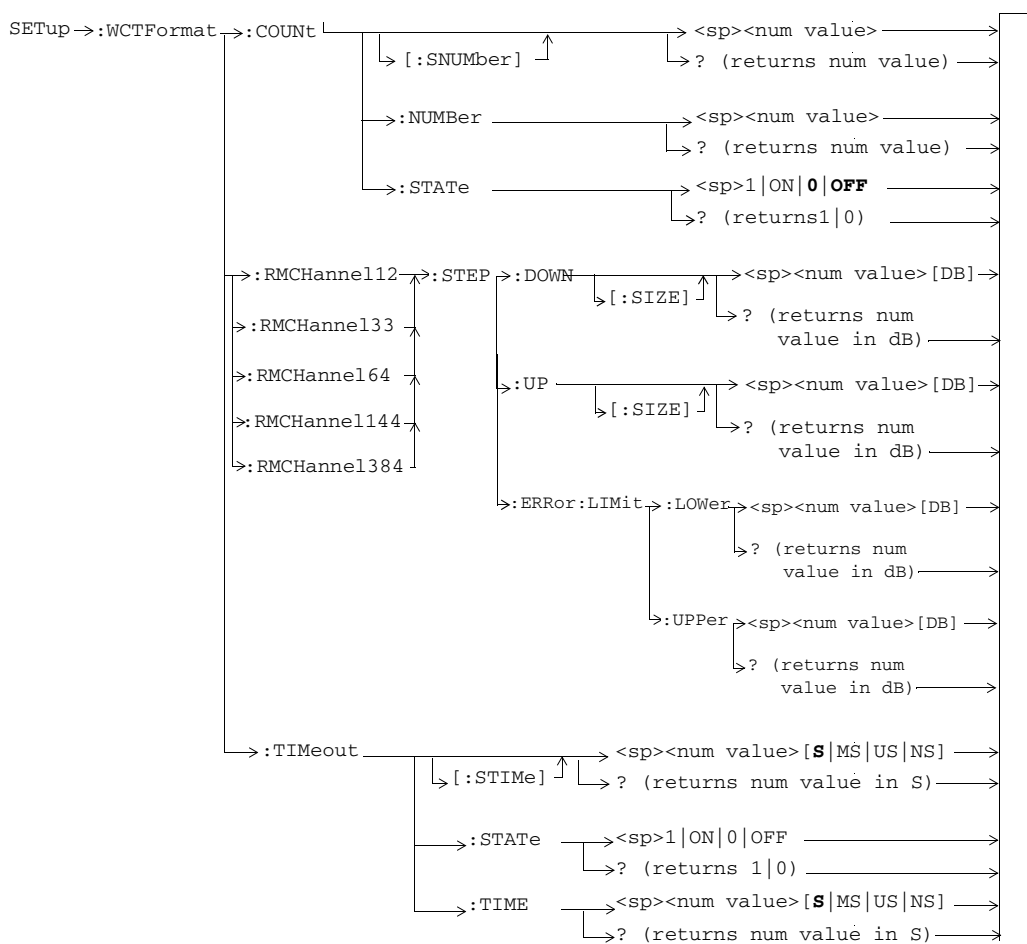


# This command is only applicable to a feature-licensed test application

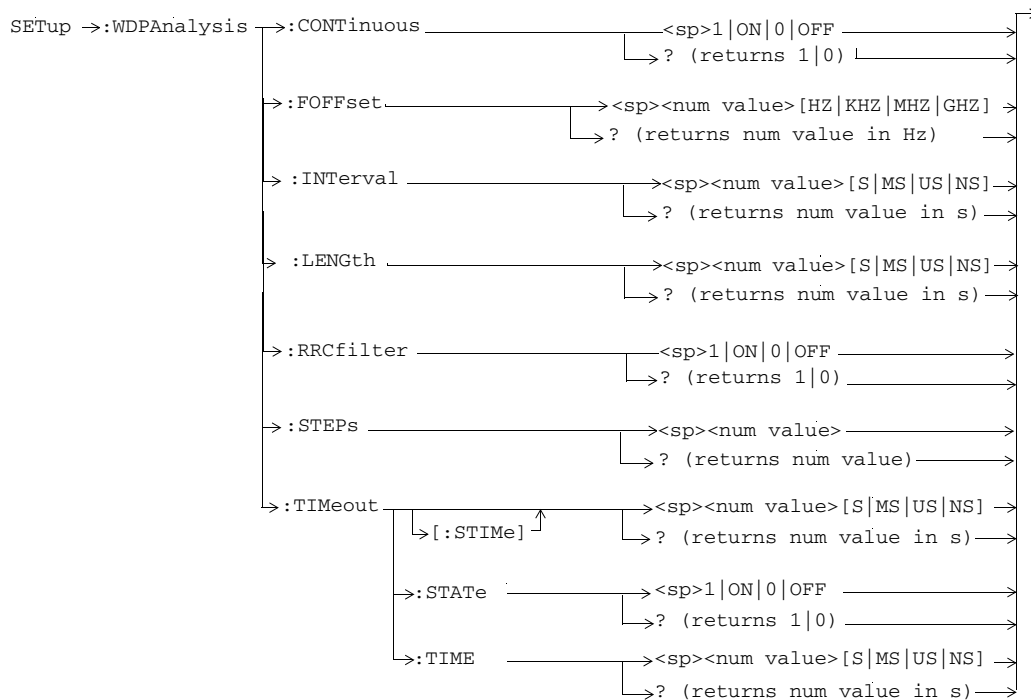
## This setting/query return is only applicable to a feature-licensed test application

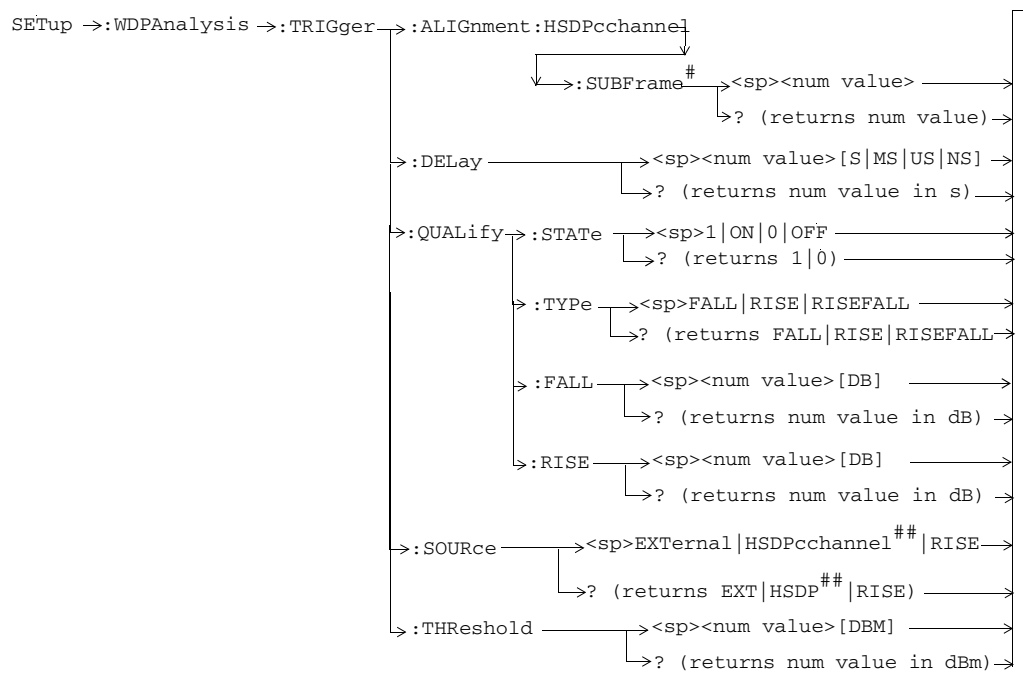
### SETup:WCTFormat

This section is only applicable to the lab application.



**SETup:WDPAnalysis**




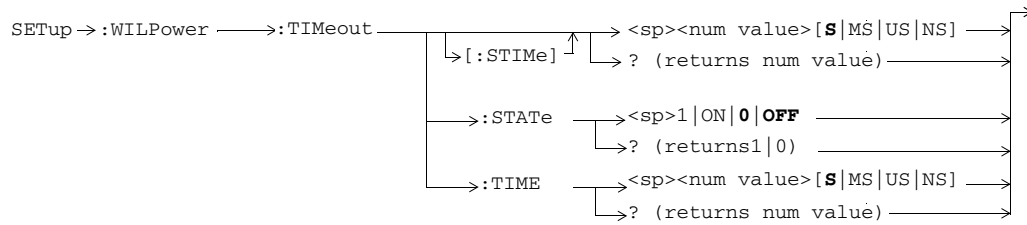


# This command is only applicable to a feature-licensed test application

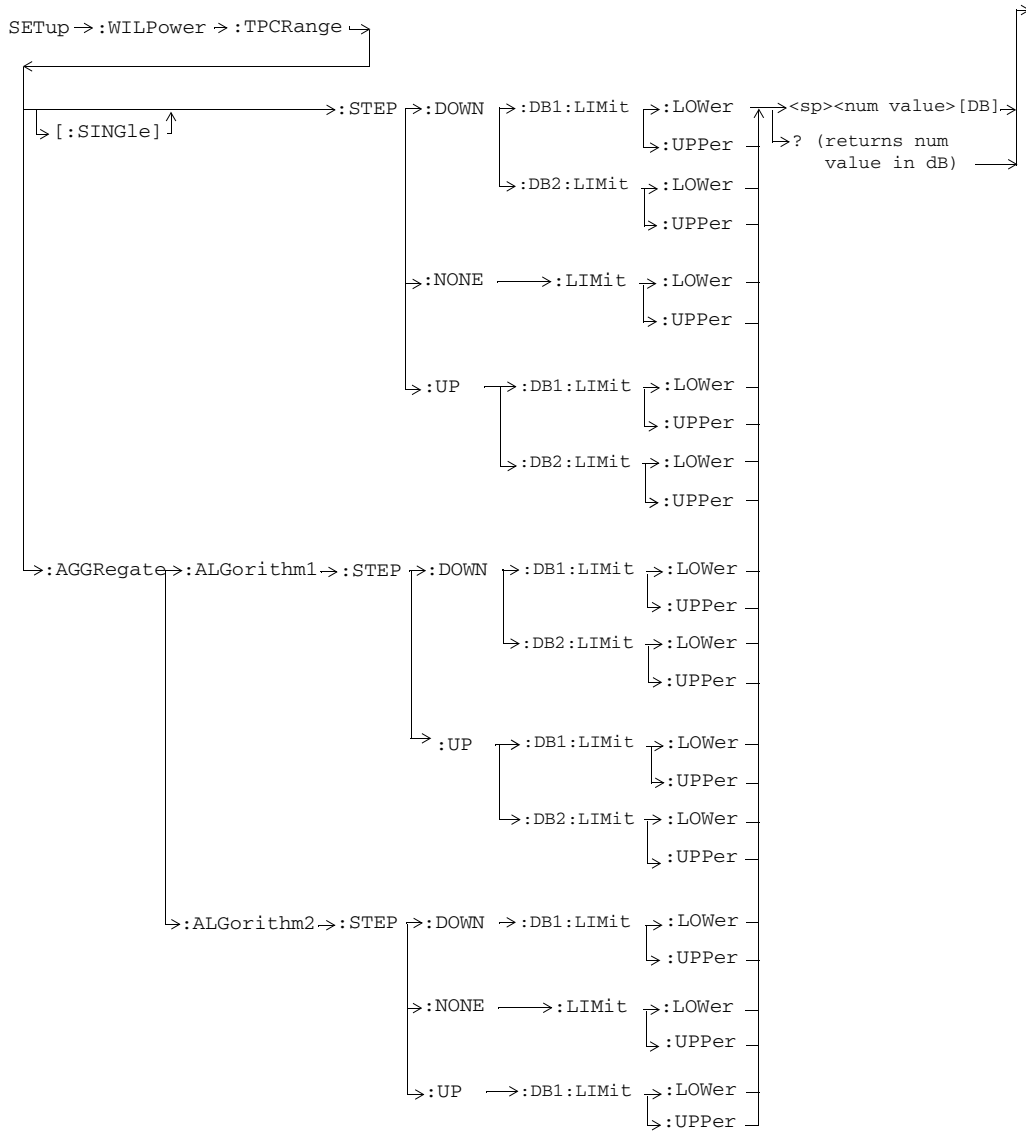
## This setting/query return is only applicable to a feature-licensed test application

**SETup:WILPower**





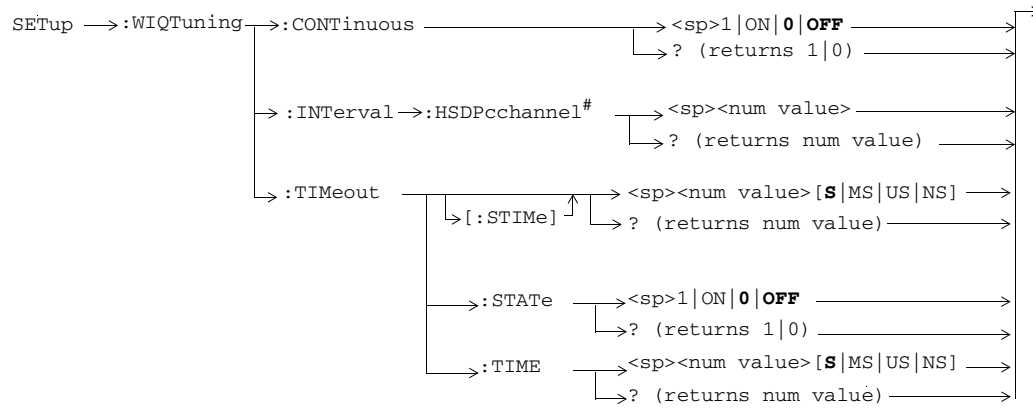
**GPIB Syntax for E1963A and E6703C/D/T**



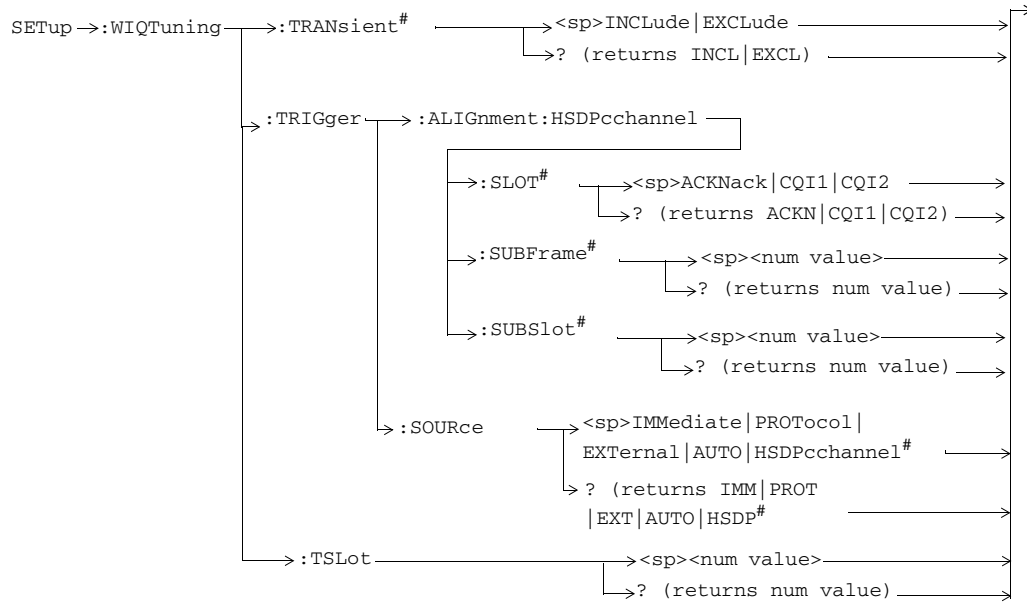


SETup → :WILPower → :TRIGger → :DELaY → <sp><num value>[S|MS|US|NS] →  
→ ? (returns num value) →

**SETup:WIQTuning**

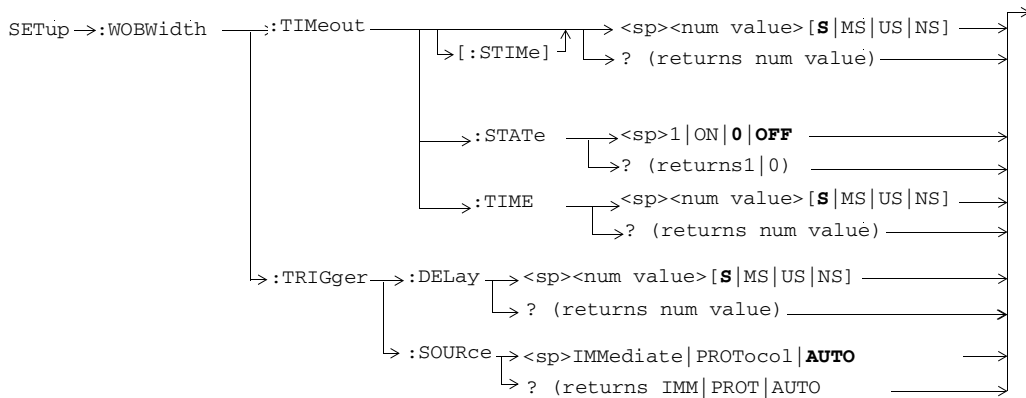
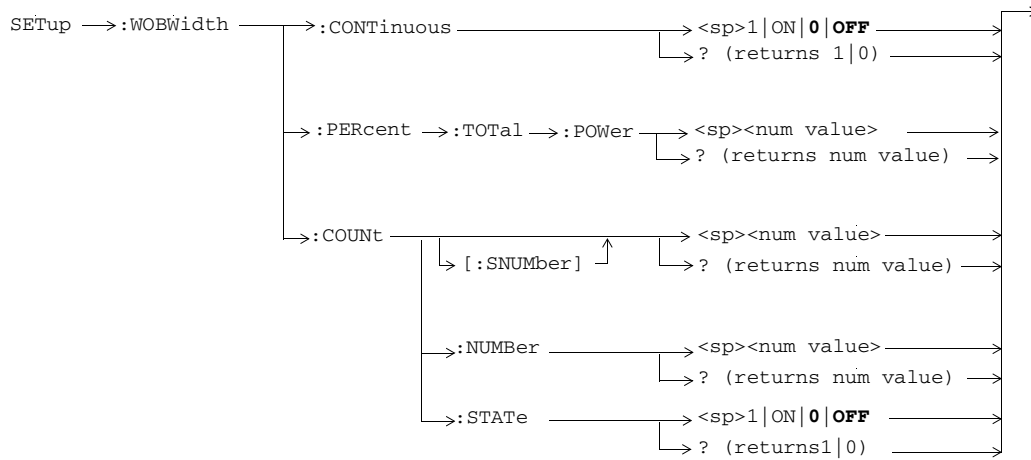


# Only applicable to the lab application or feature-licensed test application

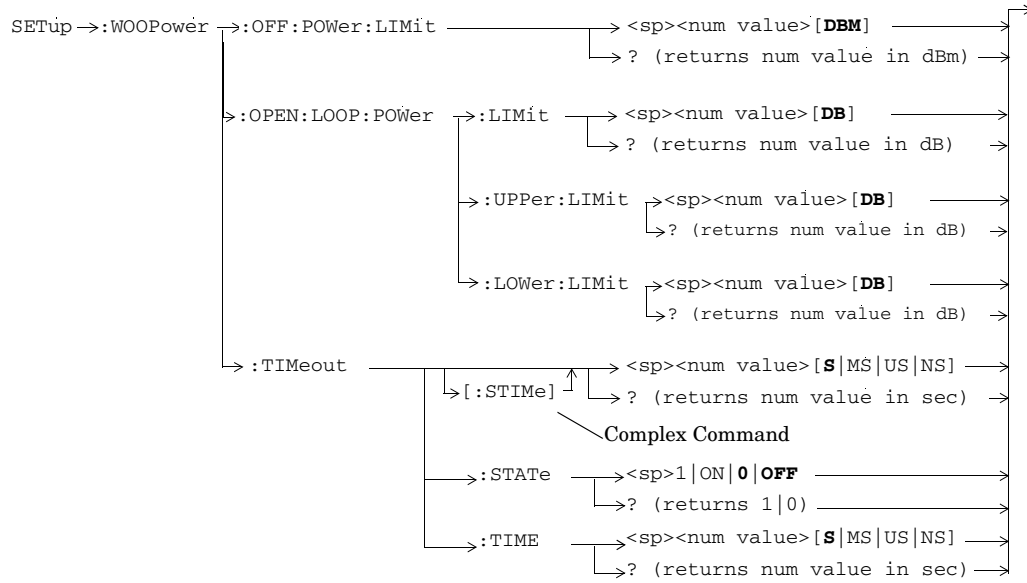


# Only applicable to the lab application or feature-licensed test application

**SETup:WOBWidth**

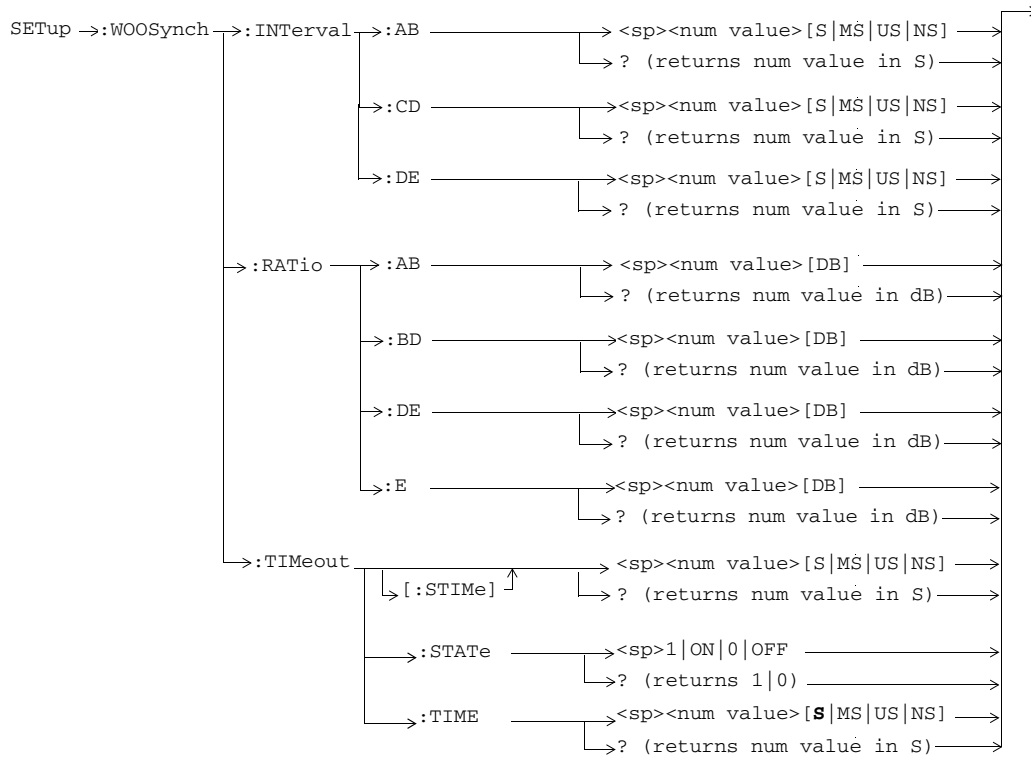


**SETup:WOOPower**

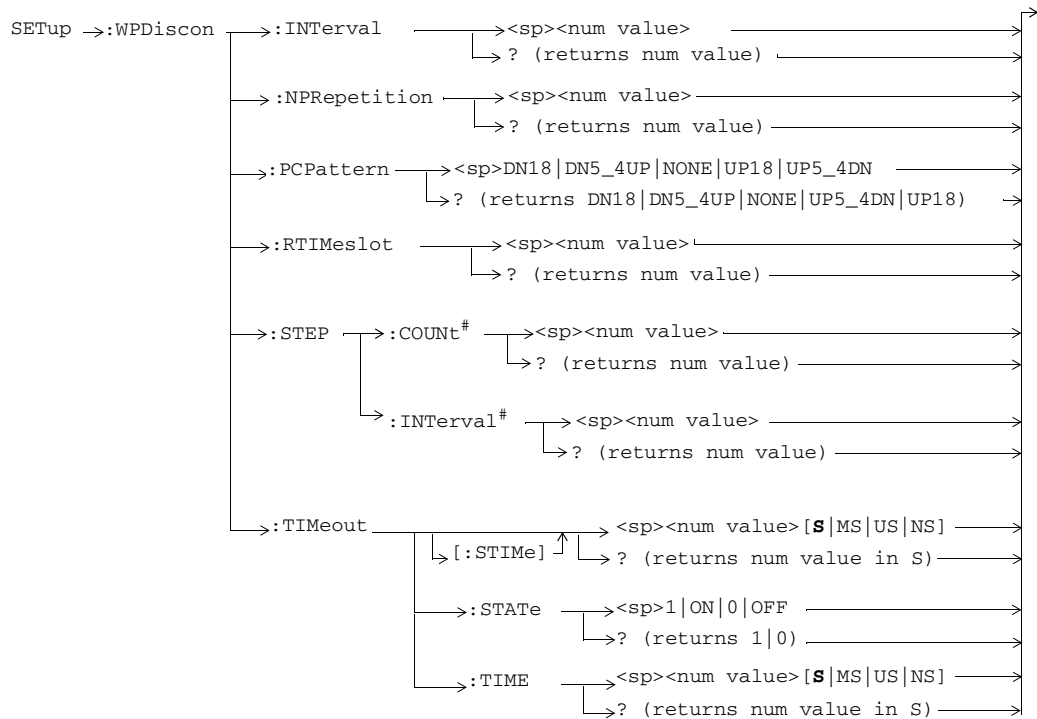


### SETup:WOOSynch

This section is only applicable to the lab application.

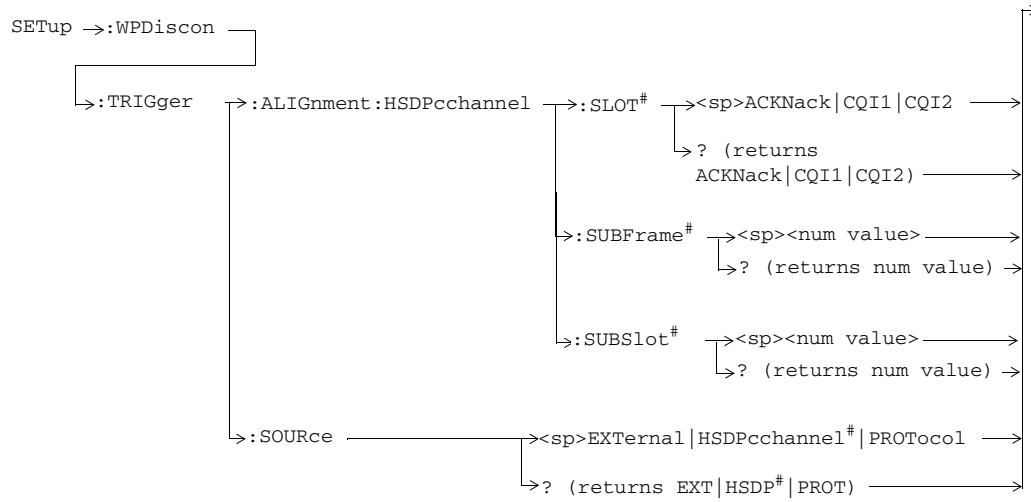


**SETup:WPDIscon**



# Only applicable to the lab application or feature-licensed test application

**GPIB Syntax for E1963A and E6703C/D/T**

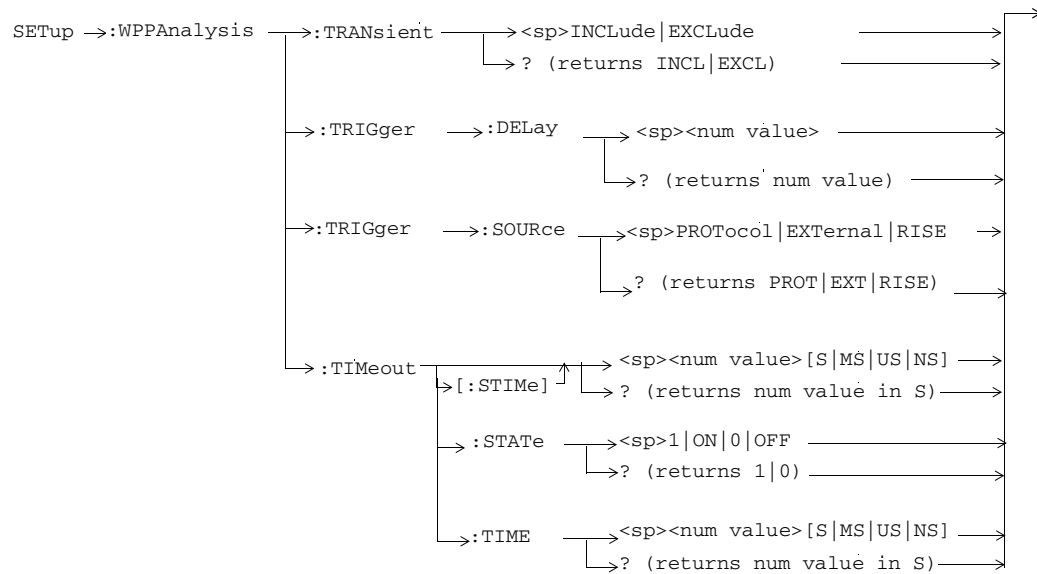


# Only applicable to the lab application or feature-licensed test application

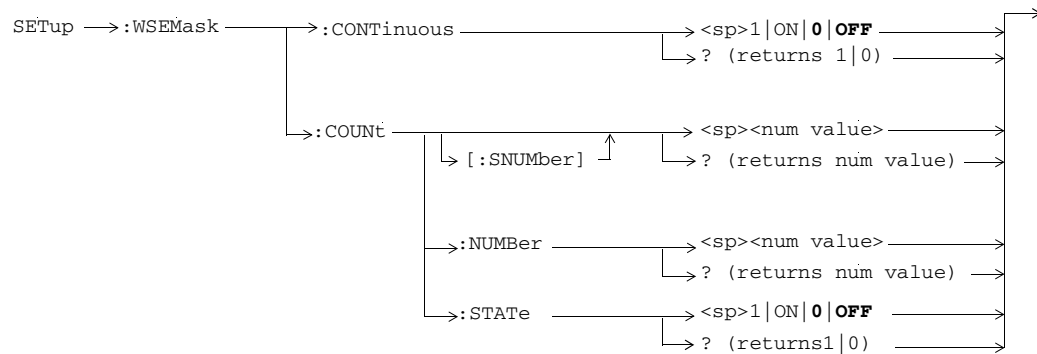


### SETup:WPPAnalysis

This section is only applicable to the lab application.



### SETup:WSEMask



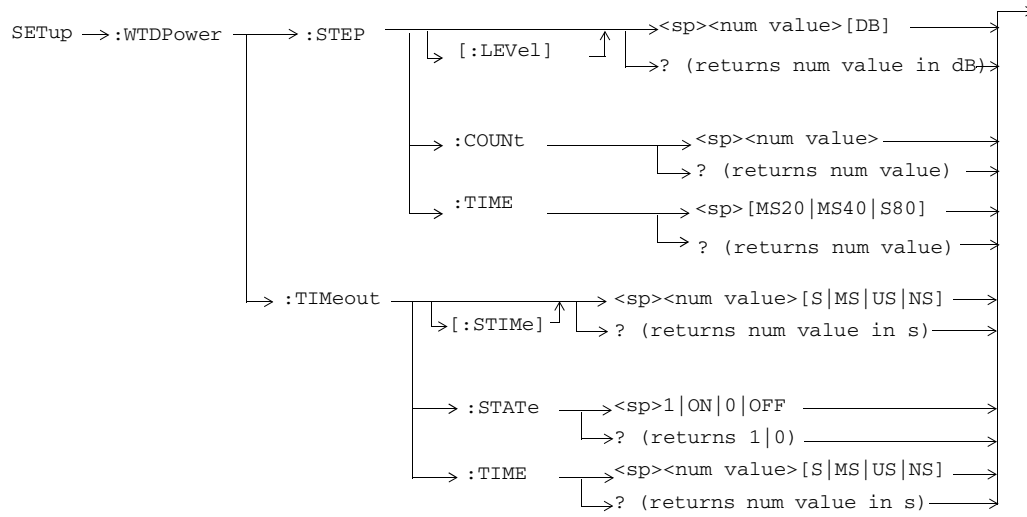
**GPIB Syntax for E1963A and E6703C/D/T**



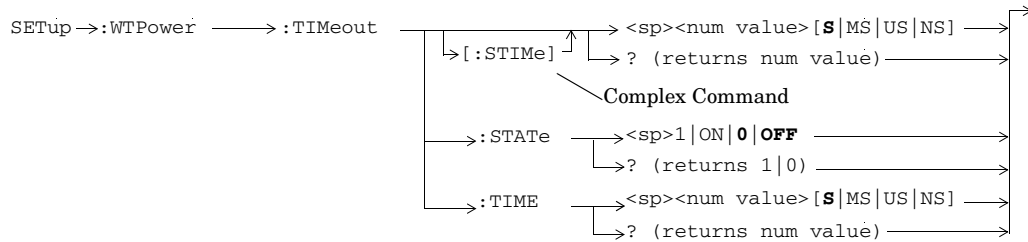
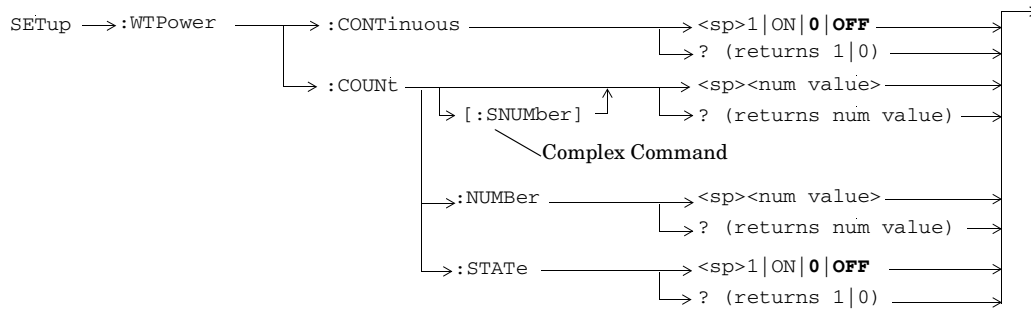
# This command is only applicable to a feature-licensed test application

## This setting/query return is only applicable to a feature-licensed test application

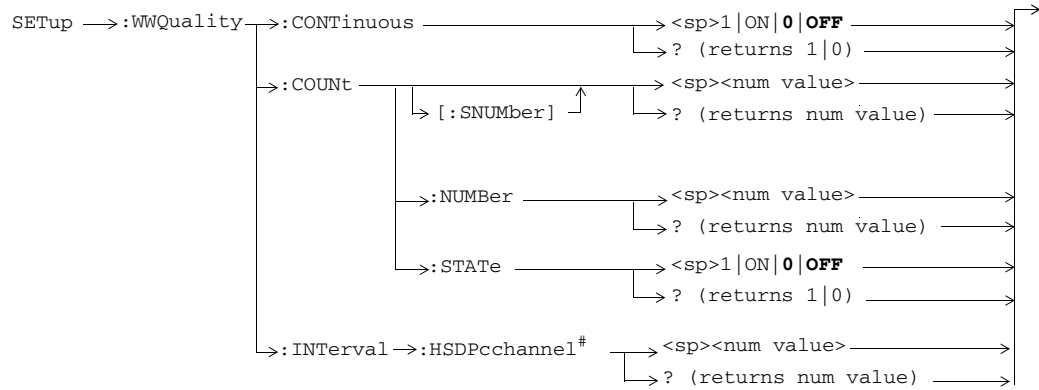
**SETup:WTDPower**



**SETup:WTPower**

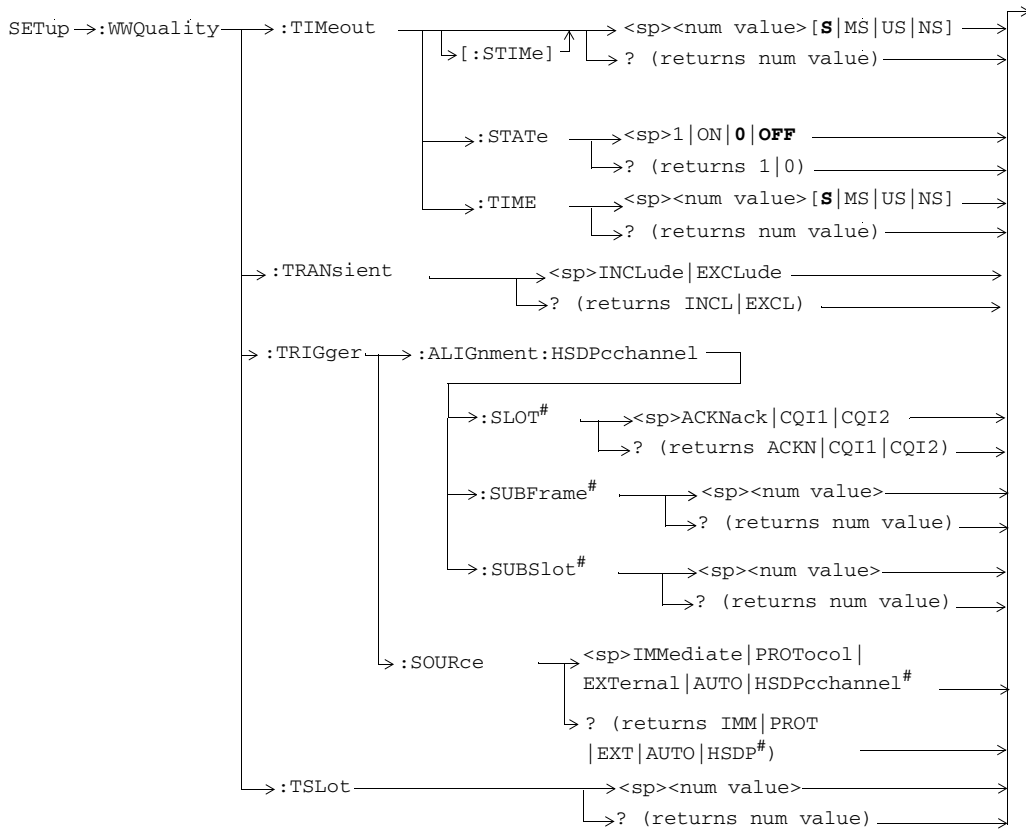


**SETup:WWQuality**



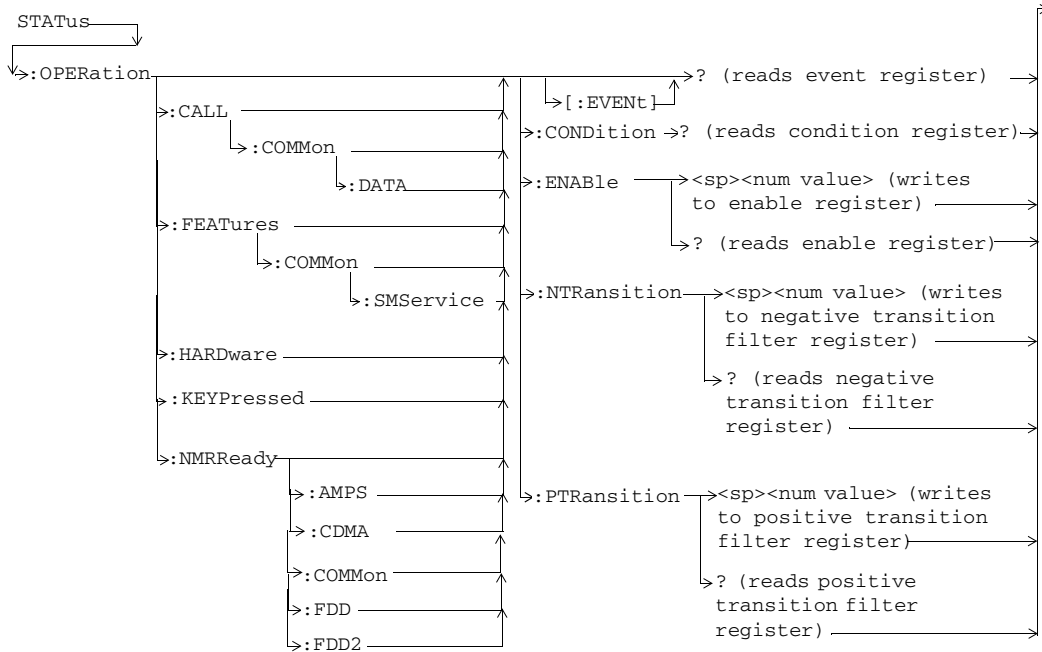
# Only applicable to the lab application or feature-licensed test application

**GPIB Syntax for E1963A and E6703C/D/T**




# Only applicable to the lab application or feature-licensed test application

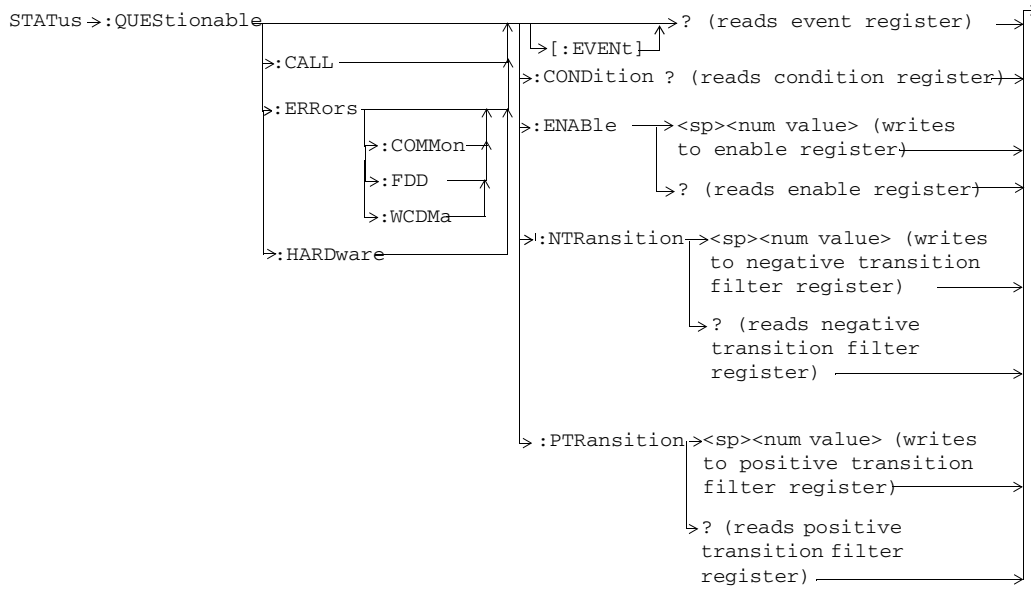
**STATus:OPERation**



**STATus:PRESet**




**STATUS:QUESTIONable**



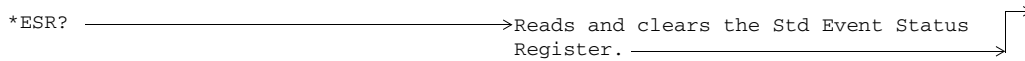
**Status Byte Register**

**\*STB?**

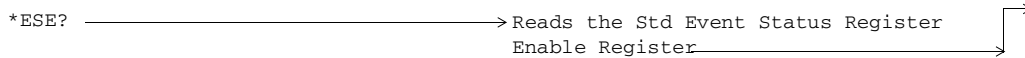


**Standard Event Status Register**

**\*ESR?**



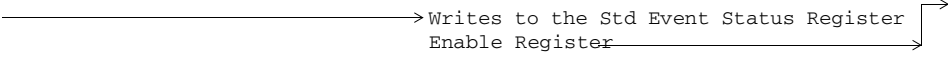
**\*ESE?**






**\*ESE**

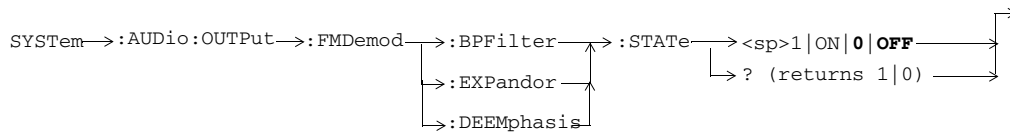
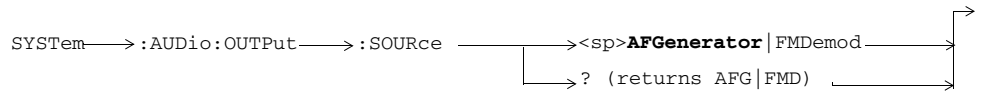
\*ESE → Writes to the Std Event Status Register  
Enable Register




**SYSTem:APPLication**



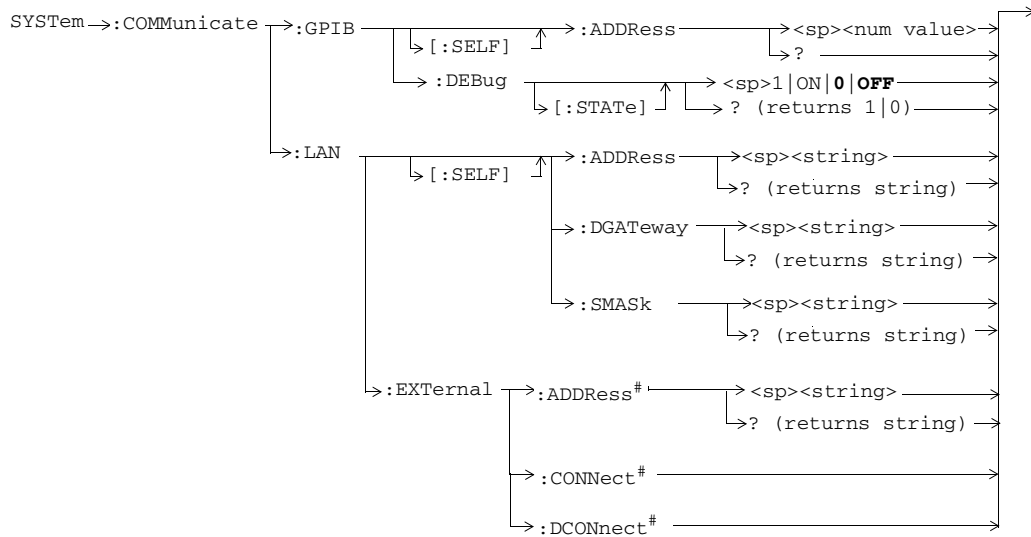
**SYSTem:AUdio**



**SYSTem:BEEPer**



**SYSTem:COMMunicate**

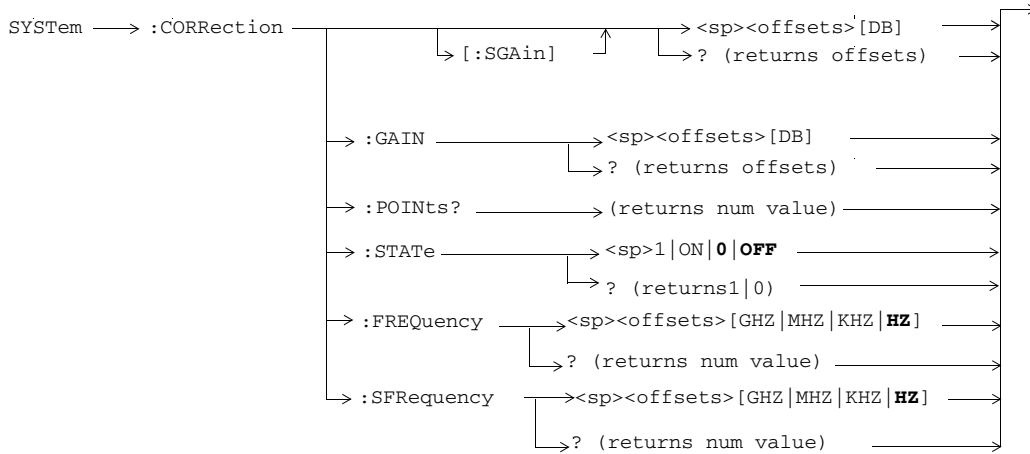


# This command is only applicable to the lab application or feature-licensed test application.

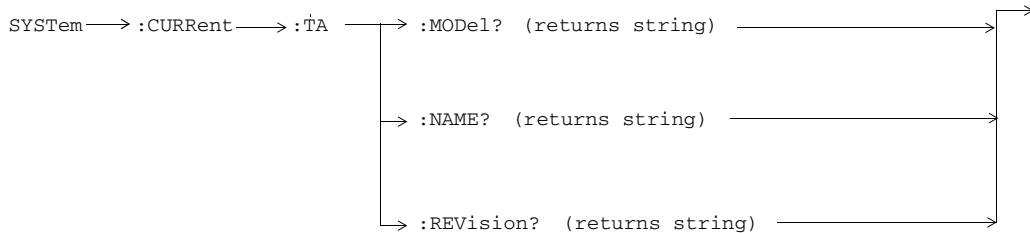
**SYSTEM:CONFigure**

SYSTEM — :CONFigure —> :INformation —> :HARDware —> :VERBose? —>

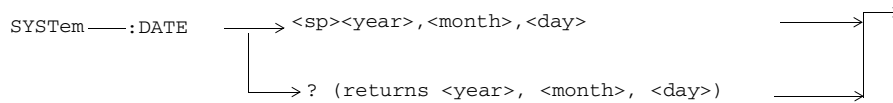
**SYSTEM:CORRection**




**SYSTEM:CURRent:TA**



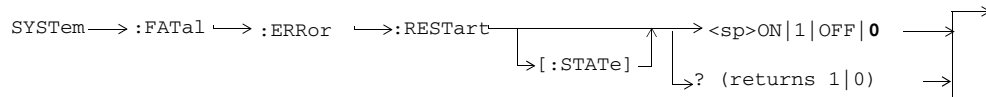
**SYSTEM:DATE**



**SYSTem:ERRor?**




**SYSTem:FATal**



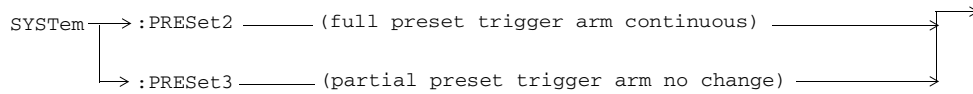
**SYSTem:INSTRument**



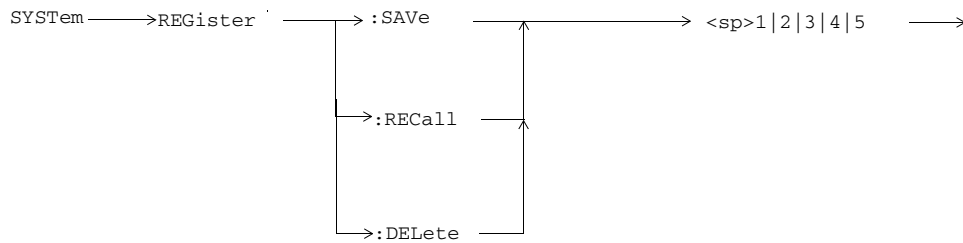
**SYSTem:MEASurement:RESet**



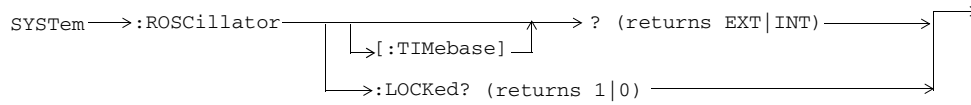
**SYSTem:PRESet**



**SYSTem:REGister**

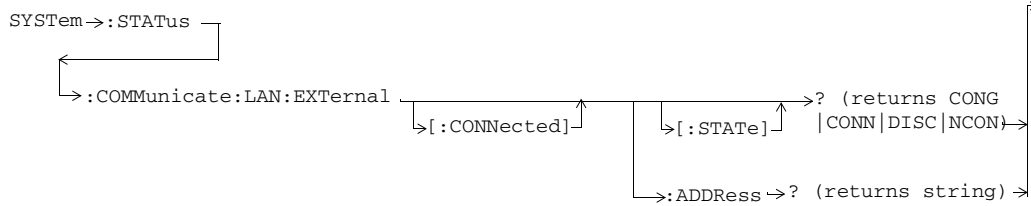


### SYSTEM:ROSCillator



### SYSTEM:STATus

This section is only applicable to the lab application and to a test application with the required feature license.



### SYSTem:SYNChronized

SYSTem → :SYNChronized? → (returns num value) →

### SYSTem:TIME

SYSTem → :TIME' → <sp><hour>, <minute>, <second> →  
                                  ? (returns <hour>, <minute>, <second>) →

### SYSTem:TZONE

SYSTem → :TZONE → <sp><hour>, <minute> →  
                                  ? (returns <hour>, <minute>) →

### SYSTem:UTC

SYSTem → :UTC → <sp><hour>, <minute>, <second> →  
                  [:TIME] ↑                   ? (returns <hour>, <minute>, <second>) →  
                  :DATE → <sp><year>, <month>, <day> →  
                                  ? (returns <year>, <month>, <day>) →

## IEEE 488.2 Common Commands

### Description

**\*CLS** The \*CLS, clear status command, is defined in “IEEE Std 488.2-1992”, 10.3. This command will also clear and close the error message screen on the test set’s display.

**\*ESE** The \*ESE, standard event status enable command, is defined in “IEEE Std 488.2-1992”, 10.10.

**\*ESE?** The \*ESE?, standard event status enable query, is defined in “IEEE Std 488.2-1992”, 10.11.

**\*ESR?** The \*ESR?, standard event status register query, is defined in “IEEE Std 488.2-1992”, 10.12.

**\*IDN?** The \*IDN?, identification query, is defined in “IEEE Std 488.2-1992”, 10.14. \*IDN? is used to retrieve information about the test set in ASCII format.

\*IDN?, returns ASCII codes 32 through 126 excluding comma and semicolon in four comma separated fields. Field 1 returns the manufacturer, field 2 returns the instrument model number, field 3 returns the serial number, field 4 returns 0.

**\*OPC** The \*OPC, operation complete command, is defined in “IEEE 488.2-1992”, 10.18. \*OPC causes the test set to continuously sense the No Operation Pending flag. When the No Operation Pending flag becomes TRUE, the OPC event bit in the standard event status register (ESR) is set to indicate that the state of all pending operations is completed. The \*OPC common command is not recommended for use as an overlapped command.

**\*OPC?** The \*OPC?, operation complete query, is defined in “IEEE Std 488.2-1992”, 10.19. The \*OPC? query allows synchronization between the controller and the test set using either the message available (MAV) bit in the status byte, or a read of the output OPC?. The \*OPC? query does not effect the OPC event bit in the Standard Event Status Register (ESR). The \*OPC? common command is not recommended for use as an overlapped command.

**\*OPT?** The \*OPT?, option identification query, is defined in “IEEE Std 488.2-1992”, 10.20. Each option will have a unique name, that name will be returned with the query.

**\*RST** The \*RST, full preset command, is defined in “IEEE Std 488.2-1992”, 10.32. \*RST is the recommended command when performing a full preset on the test set. A \*RST restores the majority of settings to their default values.

- \*RST sets trigger arm to single
- PRESet2 sets trigger arm to continuous

**\*SRE** The \*SRE, service request enable command, is defined in “IEEE Std 488.2-1992”, 10.34. The parameter range for this command is 0 through 255.

**\*SRE?** The \*SRE?, service request enable query, is defined in “IEEE Std 488.2-1992”, 10.35. Values returned by this query range from 0 through 255.

**\*STB?** The \*STB?, read status byte query, is defined in “IEEE Std 488.2-1992”, 10.36. Values returned by this query range from 0 through 255.



**\*WAI** The \*WAI, wait-to-continue command, is defined in “IEEE Std 488.2-1992”, 10.39. The \*WAI command prevents the test set from executing any further commands or queries until all pending operation flags are false. The \*WAI common command is not recommended for use as an overlapped command.

---

## Index

---

### Symbols

+10MHz Offset, 108  
+10MHz Offset State, 149  
+5MHz Offset, 108  
+5MHz Offset State, 149

### Numerics

100 Hz BW BPF Center  
  Frequency, 138  
-10MHz Offset, 108  
-10MHz Offset State, 148  
12.2k/33kNC/64k/144k/384k  
  RMC Step Down Size, 155  
12.2k/33kNC/64k/144k/384k  
  RMC Step Error Limit  
  Lower, 155  
  Upper, 155  
12.2k/33kNC/64k/144k/384k  
  RMC Step Up Size, 155  
3.4k SRB Channelization Code,  
  90  
-5MHz Offset, 108  
-5MHz Offset State, 148

### A

Access Point Name, 76  
Access Point Name State, 76  
Activate PDP Context Reject SM  
  Cause, 76  
Activate PDP Context Reject  
  State, 76  
Active Cell Status, 31  
Adjacent Channel Leakage Ratio,  
  108  
Allow Remote Call Origination  
  State, 100  
Allow Remote Call Release State,  
  100  
Alternate Ping Address, 41  
Amplitude, 12  
AMR Radio Access Bearer, 76  
Application Selection, 178  
Application Setup, 178  
Application Switch, 178  
Application, Revision, License,  
  178  
Asymmetric RMC Loopback  
  Messaging, 77  
ATT (IMSI Attach) Flag State, 15  
Audio Analyzer  
  Audio Frequency, 102  
  Audio Level, 103  
  Distortion, 102  
  SINAD, 103  
Audio Frequency, 102  
Audio Frequency State, 138

Audio Generator, 12  
Audio Generator Coupling, 143  
Audio Generator Level, 144  
Audio Level, 103  
Audio Out Port, 179  
Available Subchannels (Bit  
  Mask), 99  
AWGN Power, 15  
AWGN Power (dBm/1.23 MHz)  
  Desired Level, 15  
Aysnc CS Data Source, 76

### B

Band Arbitrator, 16  
Barred State, 14  
Barred Timer, 14  
base station originated call, 70  
BCCH SIB 11 Cell Info List, 17  
BCCH Update Page, 21  
BCH ARFCN (UE Reported GSM  
  Measurement Results), 67  
Beeper State, 179  
BER Requirement, 150  
Bit Error Count, 109  
Bit Error Ratio, 109  
Block Error Count, 109  
Block Error Ratio, 109  
Blocks Tested, 109  
BSIC Value (UE Reported GSM  
  Measurement Results), 67  
BSIC Verification (UE Reported  
  GSM Measurement Results),  
  67

### C

Calibrate Measurements, 14  
CALL  
  CPNumber, 39  
  SMS, 85, 86  
call originate, 70  
Called Party Number, 68  
Cell 1 Connected CPICH Level, 33  
Cell 1 Connected DPCH Level, 33  
Cell 1 Connected HSDPA CPICH  
  Level, 33  
Cell 1 Connected HSDPA DPCH  
  Level, 33  
Cell 1 Connected HSDPA  
  P-CCPCH/SCH Level, 32  
Cell 1 Connected HSDPA PICH  
  Level, 36  
Cell 1 Connected HSDPA  
  S-CCPCH Level, 32  
Cell 1 Connected HS-SCCH 1  
  Level, 34  
Cell 1 Connected HS-SCCH 2  
  Level, 34  
Cell 1 Connected HS-SCCH 3  
  Level, 35  
Cell 1 Connected HS-SCCH 4  
  Level, 35  
Cell 1 Connected P-CCPCH/SCH  
  Level, 32  
Cell 1 Connected PICH Level, 36  
Cell 1 Connected S-CCPCH Level,  
  32  
Cell 1 Sum of Active Conn  
  HS-PDSCH Levels, 34  
Cell Identity, 62  
Cell LAC, 62  
Cell MCC, 63  
Cell MNC, 64  
Cell Power, 73  
Cell Power (dBm/3.84 MHz), 73  
Cell2 Power, 25  
Channel Power, 119  
Channel Type, 77  
Clear Message Log, 101  
Clear MS Info, 66  
CM PCR Timing Indication (CFN  
  Handling), 28  
Comp. OCNS, 24, 70  
Compressed Mode State, 92  
Compressed Mode TGPS  
  Information, 92  
Confidence Level, 150  
Confidence Test Result, 109  
Constant Value, 40  
Control Message Destination IP  
  Address, 100  
Control Message Destination  
  UDP Port, 100  
Control Message Receiving UDP  
  Port, 100  
Corrupted Bursts, 37, 38  
Coupling, 12  
CPICH Ec/No (UE Reported), 66  
CPICH RSCP (UE Reported), 66  
CPNumber, 39  
Cur DPCH Offset, 93  
Current Frequency Band, 94  
Current Handoff DL/UL  
  Frequency Separation, 95  
Current Handoff Frequency  
  Band, 95  
Current Level  
  AICH, 91  
  AWGN, 91  
  Cell Power, 92  
  Comp OCNS, 95  
  CPICH, 92  
  DPCH, 93  
  HS-PDSCHs, 94  
  HS-SCCH 1, 94

---

## Index

- HS-SCCH 2, 94
- HS-SCCH 3, 94
- HS-SCCH 4, 94
- P-CCPCH/SCH, 91
- PICH, 95
- S-CCPCH, 91
- Current Service Type, 95
- Current UE HS-DSCH Category, 94
- Current UL Channel, 95
- D**
- Data Message Destination IP Address, 100
- Data Message Destination UDP Port, 100
- Data Message Receiving UDP Port, 100
- Data Throughput Monitor, 38
- Date (yyyy.mm.dd), 180, 181
- Deact Type, 48
- Debug State, 179
- Decode Errors, 37, 38
- De-Emphasis State
  - Audio Analyzer, 137
- Default DPCH Offset (DOFF), 42
- Default Gateway, 179
- DELETE hardkey, 181
- Detected PRACH Signature, 68
- Detector Type, 143
  - Audio Analyzer, 137
- Device Settling Time, 144
- Device to Ping, 41
- Display Brightness, 101
- Display Mode, 101
- Distortion, 102
  - Swept Audio, 106
- DL Chan (Interfreq Measurement Results), 68
- DL Channel, 25
- DL DTCH Data, 46
- DL PICH Data, 54
- DL TFCl Pattern, 54
- Downlink Channel Codes
  - PICH Channelization Code, 72
  - Primary Scrambling Code, 25, 74
- Downlink Frame Structure Type, 30
- DPCH 12.2k RMC & 33k NC RMC Channel. Code, 44
- DPCH 120 kbps Channelization Code, 43
- DPCH 144k RMC Channelization Code, 44
- DPCH 15 kbps Channelization Code, 42
- DPCH 240 kbps Channelization Code, 43
- DPCH 30 kbps Channelization Code, 42
- DPCH 384k RMC Channelization Code, 44
- DPCH 64k RMC Channelization Code, 44
- DPCH Frame Offset, 49
- DPCH Level, 42
- DRX Cycle Length (CN Domain), 46
- DTCH BLER Report (UE Reported), 66
- DUT Factor, 150
- DUT IP Address, 65
- DUT Primary DNS Server IP Address, 64
- E**
- Ec/No (Interfreq Measurement Results), 68
- Enable Compressed Mode, 27
- Ending CFN, 48
- EVM, 125
- Execute Ext 8960 Handoff, 55
- Execute Handoff, 55
- Expander Reference Level, 137
- Expected CW Power, 136
- Expected Peak Voltage, 138, 143
- External Device Conn Status, 182
- F**
- FDD Test Alternate H-RNTI (Hex), 50
- FDD Test CPICH Level, 49
- FDD Test DPCH Level, 49
- FDD Test First HS-PDSCH Channelization Code, 51
- FDD Test HS-DSCH Configuration Type, 50
- FDD Test HS-DSCH Data Pattern, 50
- FDD Test HS-SCCH 1 Level, 52
- FDD Test HS-SCCH 2 Level, 52
- FDD Test HS-SCCH 3 Level, 52
- FDD Test HS-SCCH 4 Level, 52
- FDD Test Number of Transmissions, 53
- FDD Test P-CCPCH/SCH Level, 47
- FDD Test PICH Level, 54
- FDD Test Primary H-RNTI (Hex), 50
- FDD Test RV Sequence, 53
- FDD Test statDTX Reception Behavior, 53
- FDD Test UE HS-DSCH Category, 50
- FDD Test UL CL Power Ctrl Algorithm, 47
- FDD Test UL CL Power Ctrl Mode, 47
- FDD Test UL CL Power Ctrl Stepsize, 47
- FDD Test User Defined Inter-TTI Interval, 50
- FDD Test User Defined Modulation Type, 50
- FDD Test User Defined Number of Active HS-PDSCHs, 50
- FDD Test User Defined Number of HARQ Processes, 50
- FDD Test User Defined UE IR Buffer Allocation, 50
- FDDT User Defined Explicit UE IR Buffer Size, 50
- Filter Type, 143
  - Audio Analyzer, 138
- First TG Length 1 (TGL1), 29
- First TG Length 2 (TGL2), 29
- First TG Measurement Purpose (TGMP), 29
- First TG Pattern Length (TGPL), 29
- First TG Pattern Repetition Count (TGPRC), 29
- First TG Relative CFN (TGCFN), 29
- First TG Start Distance (TGD), 29
- First TG Starting CFN, 48
- First TG Starting Slot Number (TGSN), 29
- First TGPS State, 29
- FM Demodulation Setup
  - Bandpass Filter State, 179
  - Deemphasis State, 179
  - Expander State, 179
- Fourth TG Length 1 (TGL1), 29
- Fourth TG Length 2 (TGL2), 29
- Fourth TG Measurement Purpose (TGMP), 29
- Fourth TG Pattern Length (TGPL), 29
- Fourth TG Pattern Repetition Count (TGPRC), 29
- Fourth TG Relative CFN (TGCFN), 29
- Fourth TG Start Distance (TGD), 29
- Fourth TG Starting CFN, 48
- Fourth TG Starting Slot Number (TGSN), 29
- Fourth TGPS State, 29

---

## Index

---

- FRC Type, 49
- Freq Band Ind, 17
- Freq Error (Hz)
  - Minimum, Maximum, Average, 104
- Frequency, 12
  - frequency stability, 104
- Frequency (kHz)
  - Minimum, Maximum, Average, 104
- Frequency (MHz)
  - amplitude offset, 180
- Frequency Error, 104, 125
- Frequency Offset
  - Dynamic Power Analysis, 156
- Frequency Stability
  - Frequency, 104
  - Frequency Error, 104
  - integrity, 104
  - intermediate count, 104
  - Worst Frequency Error, 104
- Frequency Stability Setup
  - Measurement Timeout, 141
  - Multi-Measurement Count, 141
  - Trigger Arm, 141
- FULL (preset) key, 175
  
- G**
- GMM State, 91
- gotolink SEL, 7
- GPIB Address, 179
- GPRS Radio Access Bearer, 76
- GSM 1st Cell Band - 8th Cell Band, 17
- GSM 1st Cell BCC - 8th Cell BCC, 17
- GSM 1st Cell BCH ARFCN - 8th Cell BCH ARFCN, 17
- GSM 1st Cell Cell Reselection Min Rx Level, 18
- GSM 1st Cell NCC - 8th Cell NCC, 18
- GSM 1st Cell State - 8th Cell State, 18
- GSM Meas BSIC Verification, 27
- GSM Meas N\_Identify\_Abort, 27
- GSM Meas T\_Re\_Confirm\_Abort (x0.5 seconds), 27
- GSM RSSI Meas Reporting
  - Interval, 27
- GSM RSSI Meas Reporting Quantity, 27
  
- H**
- Handoff Band Arbitrator, 78
- Handoff Downlink Channel (UARFCN), 78
- Handoff RB Test Mode RAB, 80
- Handoff Uplink Channel (UARFCN), 78
- HSDPA Block Error Ratio Measurement Results, 105
- HSDPA DPCH 12.2k RMC
  - Channelization Code, 44
- HSDPA DPCH 15 ksps (OVSF 256) Channel Code, 42
- HSDPA DPCH 30 ksps (OVSF 128) Channelization Code, 42
- HSDPA FDD Test CPICH Level, 49
- HSDPA FDD Test DPCH Level, 49
- HSDPA FDD Test P-CCPCH/SCH Level, 47
- HSDPA FDD Test PICH Level, 54
- HS-DPCCH Measurement Interval
  - Code Domain, 152
  - IQ Tuning, 162
  - Waveform Quality, 173
- HS-DPCCH Measurement Step Count
  - Phase Discontinuity, 167
- HS-DPCCH Measurement Step Interval
  - Phase Discontinuity, 167
- HS-DPCCH Trigger Slot Alignment
  - Code Domain, 152
  - IQ Tuning, 163
  - Phase Discontinuity, 167
  - Waveform Quality, 174
- HS-DPCCH Trigger Subframe Alignment
  - Code Domain, 152
  - Dynamic Power Analysis, 157
  - IQ Tuning, 163
  - Phase Discontinuity, 167
  - Waveform Quality, 174
- HS-DPCCH Trigger Subslot Alignment
  - Code Domain, 152
  - IQ Tuning, 163
  - Phase Discontinuity, 167
  - Waveform Quality, 174
- HS-SCCH 1 Channelization Code, 62
- Hysteresis 1 (Qhyst1), 74
- Hysteresis 2 (Qhyst2), 74
  
- I**
- IMEI, 68
- IMSI, 68
- Initial DPCCH Tx Power, 98
- Initial PRACH Tx Power, 99
- Inner Loop Power, 116
- Instrument Information Test Application, 180
- Instrument Setup
  - Beeper State, 179
- integrity
  - frequency stability, 104
- Inter Freq 1st Cell DL Channel - 8th Cell DL Channel, 19
- Inter Freq 1st Cell Scrambling Code - 8th Cell Scrambling Code, 20
- Inter Freq 1st Cell State - 8th Cell State, 20
- Inter-freq 1st Cell Cell Reselection Offset1, 19
- Inter-freq 1st Cell Cell Reselection Offset2, 19
- Interfreq Meas Reporting Interval, 28
- Interfreq Meas Reporting Quantity, 28
- intermediate count
  - frequency stability, 104
- Inter-RAT Cell ID (UE Reported GSM Measurement Results), 67
- Intra Freq 1st Cell Scrambling Code - 8th Cell Scrambling Code, 19
- Intra Freq 1st Cell State - 8th Cell State, 19
- Intra-freq 1st Cell Cell Reselection Offset1, 19
- Intra-freq 1st Cell Cell Reselection Offset2, 19
- Intra-frequency Cell Reselection Indicator, 14
- IP Address
  - Setting DUT, 65
- IQ tuning, 117
  - EVM, 117
  - Frequency Error, 117
  - IQ Gain Imbalance, 117
  - IQ Phase Imbalance, 117
  - Magnitude Error, 117
  - Origin Offset, 117
  - Peak Code Domain Error, 117
  - Phase Error, 117
  - Time Error, 117
  
- L**
- LAN IP Address, 179
- Loopback BER, results, 109

---

## Index

Loopback BLER, 109, 151

### M

MAC-hs Header, 53  
MAC-hs Transmit Window Size, 53  
Magnitude Error, 126  
Manual Power, 136  
Manual PRACH Bc, 99  
Manual PRACH Bd, 99  
Manual SRB Configuration, 90  
Manual Uplink DPCH Bc, 98  
Manual Uplink DPCH Bd, 98  
Manual Uplink TFCL, 54  
Maskable Message Display State, 101  
Max Frames Allowed for Assignment, 37, 38  
Maximum Output Power Test Tolerance, 158  
Maximum Power Threshold for Test Control, 158  
Maximum Power Threshold for Test Manual, 158  
Maximum Uplink Transmit Power Level, 99  
Measurement Configuration, 27  
Measurement Frequency, 136  
Measurement Frequency (manual), 136  
Measurement Interval, 154, 164  
  Dynamic Power Analysis, 156  
  Phase Discontinuity, 167  
MEASUREMENT RESET, 10  
MEASUREMENT RESET key, 181  
Measurement Results  
  Change of TFC, 114  
  Dynamic Power Analysis, 115  
  Phase Discontinuity, 121  
  PRACH Preamble Analysis, 122  
Measurement Selection, 129  
Measurement Timeout  
  Adjacent Channel Leakage Ratio, 149  
  Audio Analyzer, 138  
  Change of TFC, 155  
  Channel Power, 154, 164  
  Code Domain, 152  
  Dynamic Power Analysis, 156  
  frequency stability, 141  
  HSDPA Block Error Ratio, 142  
  Inner Loop Power, 159  
  IQ Tuning, 162  
  IQ tuning, 163  
  Loopback Bit Error Ratio, 150  
  Loopback Block Error Ratio, 151

Out-of-Synch Handling of Output Power, 166  
Phase Discontinuity, 167  
PRACH Preamble Analysis, 169  
PRACH Transmit On/Off Power, 165  
SEM, 170  
Swept Audio, 144  
Thermal Power, 172  
TX Dynamic Power, 171  
Waveform Quality, 174  
Message Log, 101, 181  
Minimum Output Power Test Tolerance, 158  
Minimum Power Threshold for Test Control, 158  
Minimum Power Threshold for Test Manual, 158  
Minimum Required Quality Level (Qualmin), 74  
Minimum Required Rx Level (Qrxlevmin), 74  
Missing Bursts, 37, 38  
MM Status, 94  
MS Loopback Type, 65  
MS Reported Failure Cause, 66  
MS Target Power, 65  
Multi-Measurement Count  
  Adjacent Channel Leakage Ratio, 148  
  Audio Analyzer, 137  
  Change of TFC, 155  
  Channel Power, 153, 164  
  frequency stability, 141  
  SEM, 169  
  Swept Audio, 143  
  Thermal Power, 172  
  Waveform Quality, 173

### N

N313 UE Out-Of-Sync Counter, 21  
N315 UE In-Sync Counter, 21  
Network Mode of Operation, 70  
Number  
  amplitude offset, 180  
  number of bits to test, 150  
  number of blocks to test, 151  
  number of blocks to test HSDPA Block Error Ratio, 142  
  number of Pattern Repetitions  
  Phase Discontinuity, 167  
  number of Points, 143  
  number of Power Steps, 171  
  number of Slots  
  Inner Loop Power, 158

### O

Off Power Limit, PRACH  
  Transmit On/Off Power, 165  
Offset (dB)  
  amplitude offset, 180  
Open Loop Power Error Limit, PRACH Transmit On/Off Power, 165  
Operating Mode, 70  
Origin Offset, 126  
originating a call, 70  
Overall CM, 92

### P

Packet Loss, 41  
Packets Received, 41  
Packets Transmitted, 41  
Pages, 37, 38  
Pathloss (Interfreq Measurement Results), 68  
Pathloss (UE Reported), 66  
PCR Activation Time, 55  
PCR Timing Indication (CFN Handling), 55  
Phase Error, 127  
PICH Channelization Code, 72  
Ping, 41  
Ping Count, 41  
Ping Setup  
  Alternate Ping Address, 41  
  Device to Ping, 41  
  Ping Count, 41  
  Ping Timeout, 41  
  Ping Timeout, 41  
Power Class, 68  
Power Control, 136  
Power Control Algorithm  
  Inner Loop Power, 158  
Power Control Pattern  
  Phase Discontinuity, 167  
Power Step Size, 171  
Power Step Time, 171  
PRACH Bc/Bd Control, 99  
PRACH Power Step, 99  
PRACH Preambles, 99  
PRACH Ramping Cycles, 99  
PRACH Scrambling Code, 99  
PRACH Signature, 99  
PRACH Transmit On/Off Power, 120  
PRESET key, 175  
Primary CPICH TX Power, 71  
Primary Scrambling Code, 25, 74  
Protocol Logging, 72  
PS Domain Information, 73  
Pulse, 12

---

## Index

- 
- Q**  
Quality Measure (Qmeas), 74
- R**  
RAC, 73  
RACHs, 37, 38  
RB Setup Timing Indication (CFN Handling), 73  
RB Test Mode PCR Loopback Messaging State, 55  
RB Test Mode RBR RAB, 79  
RB Test Mode RRC State Setting, 77  
RB Test Mode to GSM Handoff Alerting State, 80  
RBR Default DPCH Offset (DOFF), 79  
RBR DPCH Bc/Bd Control, 79  
RBR Manual Uplink DPCH Bc, 79  
RBR Manual Uplink DPCH Bd, 79  
RBR Relative DPCH Frame Offset, 79  
RBR Timing Indication (CFN Handling), 56  
RBR UE Loopback Type, 79  
RBR Uplink DTCH RMC CRC Presence, 79  
RBR Uplink Dummy DCCH Data, 79  
Receiver Control  
  Manual Power, 136  
  Measurement Frequency, 136  
  Measurement Frequency (manual), 136  
  Power Control, 136  
  Uplink Frequency, 136  
  Uplink Frequency (manual), 136  
Reference Timeslot  
  Phase Discontinuity, 40, 97, 167  
Register recall hardkey, 181  
Rep Meas Type, 68  
Rev, License, 178  
RF Gen Freq, 74  
RF Gen Freq Ctrl, 37  
RF In/Out, 136  
RF IN/OUT Amplitude Offset State, 180  
RF IN/OUT Amptd Offset, 180  
RF IN/OUT Amptd Offset Setup, 180  
RF Out Only, 136  
RF Output Port, 136  
RF Rise Trigger Threshold  
  Dynamic Power Analysis, 157  
  Round Trip (ms) min/avg/max, 41  
RRC Filter  
  Dynamic Power Analysis, 156  
RRC State, 95  
RSCP (Interfreq Measurement Results), 68  
RSSI (Interfreq Measurement Results), 68  
RSSI (UE Reported GSM Measurement Results), 67
- S**  
SAVE hardkey, 181  
Scr Code (Interfreq Measurement Results), 68  
Second TG Length 1 (TGL1), 29  
Second TG Length 2 (TGL2), 29  
Second TG Measurement Purpose (TGMP), 29  
Second TG Pattern Length (TGPL), 29  
Second TG Pattern Repetition Count (TGPRC), 29  
Second TG Relative CFN (TGCFN), 29  
Second TG Start Distance (TGD), 29  
Second TG Starting CFN, 48  
Second TG Starting Slot Number (TGSN), 29  
Second TGPS State, 29  
Send Meas Request, 68  
Send Step Down TPC Bit Pattern, 24, 26  
Send Step Up TPC Bit Pattern, 26  
Sending of Call Status Indications State, 100  
SINAD, 103  
  Swept Audio, 106  
  SINAD/Distortion Fundamental Frequency, 138  
  SINAD/Distortion State, 138, 144  
Sintersearch, 21  
Sintrasearch, 21  
SMS, 85, 86  
Soft Handoff State, 95  
SRB Configuration Control, 90  
Start Frequency, 143  
Start Ping, 41  
Start Power  
  Inner Loop Power, 158  
Step Length  
  Dynamic Power Analysis, 156  
Step Size  
  Inner Loop Power, 158  
Steps  
  Dynamic Power Analysis, 156  
  Stop Frequency, 143  
  Stop Ping, 41  
  Stop Power  
    Inner Loop Power, 158  
  Subnet Mask, 179  
  Sum of Active FDD Test  
    HS-PDSCH Levels, 51  
  Summary Results  
    Packet Loss, 41  
    Packets Received, 41  
    Packets Transmitted, 41  
    Round Trip (ms) min/avg/max, 41  
  Swept Audio, 106  
  Sys Type, 92  
  System Type, 97
- T**  
T313 UE Link Reestablishment Timer, 21  
T3212 Periodic Location Update Timer, 21  
TCR Default DPCH Offset (DOFF), 80  
TCR DPCH Bc/Bd Control, 80  
TCR Manual Uplink DPCH Bc, 80  
TCR Manual Uplink DPCH Bd, 80  
TCR Relative DPCH Frame Offset, 80  
TCR Timing Indication (CFN Handling), 56  
Test Application (instrument information), 180  
Test Segment  
  Inner Loop Power, 158  
  Test Signal, 101  
  TGPS Definition during Call Setup, 30  
  Thermal Power, 124  
  Thermal Power Null Adjust, 181  
  Third TG Length 1 (TGL1), 29  
  Third TG Length 2 (TGL2), 29  
  Third TG Measurement Purpose (TGMP), 29  
  Third TG Pattern Length (TGPL), 29  
  Third TG Pattern Repetition Count (TGPRC), 29  
  Third TG Relative CFN (TGCFN), 29  
  Third TG Start Distance (TGD), 29  
  Third TG Starting CFN, 48  
  Third TG Starting Slot Number (TGSN), 29  
  Third TGPS State, 29
-

---

## Index

- Time (hh.mm), 183
  - Time Slot, 174
  - Time Zone (hh.mm), 183
  - Timer (Treselection), 74
  - Timeslot
    - Code Domain, 152
    - IQ Tuning, 163
    - Waveform Quality, 174
  - Total Number of GSM Cells (UE Reported GSM Measurement Results), 67
  - Total Number of Interfreq Cells (Interfreq Measurement Results), 68
  - Total RF Power, 95
  - Total RF Power (dBm/1.23 MHz), 97
  - Transient Period
    - Code Domain, 152
    - IQ Tuning, 163
    - PRACH Preamble Analysis, 169
    - Waveform Quality, 174
  - Transmit SIB5bis, 21
  - Trigger Arm
    - Adjacent Channel Leakage Ratio, 148
    - Audio Analyzer, 137
    - Channel Power, 153, 164
    - Code Domain, 152
    - Dynamic Power Analysis, 156
    - frequency stabilitiy, 141
    - HSDPA Block Error Ratio, 142
    - IQ Tuning, 162
    - Loopback Bit Error Ratio, 150
    - Loopback Block Error Ratio, 151
    - SEM, 169
    - Swept Audio, 143
    - Thermal Power, 172
    - Waveform Quality, 173
  - Trigger Delay
    - Adjacent Channel Leakage Ratio, 149
    - Channel Power, 154, 164
    - Dynamic Power Analysis, 157
    - Inner Loop Power, 161
    - PRACH Preamble Analysis, 169
    - SEM, 170
  - Trigger Output Setup, 97
  - Trigger Qualification Fall Threshold
    - Dynamic Power Analysis, 157
  - Trigger Qualification Rise Threshold
    - Dynamic Power Analysis, 157
  - Trigger Qualification State
    - Dynamic Power Analysis, 157
  - Trigger Qualification Type
    - Dynamic Power Analysis, 157
  - Trigger Source
    - Adjacent Channel Leakage Ratio, 149
    - Channel Power, 154, 164
    - Code Domain, 152
    - Dynamic Power Analysis, 157
    - IQ Tuning, 163
    - Phase Discontinuity, 167
    - PRACH Preamble Analysis, 169
    - SEM, 170
    - Waveform Quality, 174
  - TX Pwr Ctrl Rng
    - Inner Loop Power, 160
- U**
- UE Measurements in Compressed Mode, 28
  - Universal Coordinated Time (UTC), 183
  - Universal Coordinated Time (UTC) Date, 183
  - Uplink Channel, 98
  - Uplink DPCH Bc/Bd Control, 98
  - Uplink DPCH Scrambling Code, 98
  - Uplink DTCH RMC CRC Presence, 77
  - Uplink Frequency, 136
  - Uplink Frequency (manual), 136
  - Uplink Interference, 97
  - Uplink Missing Blocks, 109
  - Uplink Separation, 98
  - Uplink TFCI Control, 54
  - Uplink Timing Offset, 99
- V**
- Video Call Type, 100
- W**
- Wait for RLC Ack of Handover From UTRAN, 56
  - Waveform Quality, 125
  - Worst Frequency Error, 104